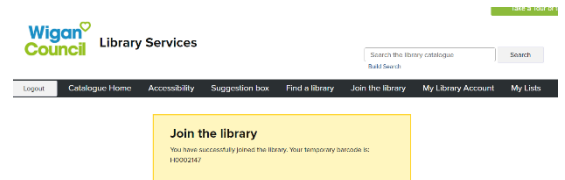


How to join the library and create an e-book account

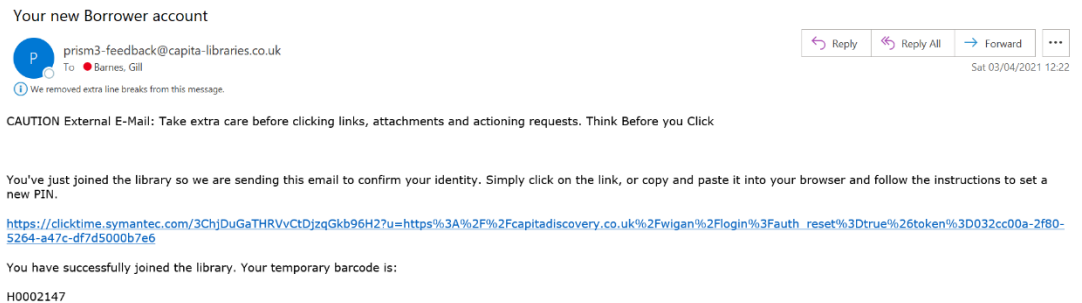
Not a library member yet? No problem - follow these simple instructions and join the library online to start using the e-books and audio books service straight away

- Complete the “Join the library” form on the Wigan Council website:
www.wigan.gov.uk/Resident/Libraries/Services.aspx

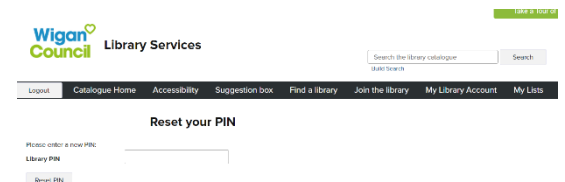
- Once the form is submitted, you will receive a temporary barcode:



- An email will have been sent to the email address you gave on the joining form which will enable you to create a PIN. Click on the link in the email:

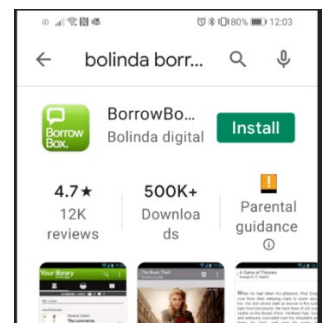


- Enter a 4 digit PIN in the Library PIN field and click on the Reset PIN button



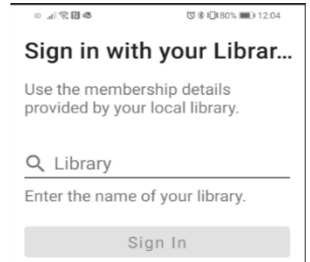
- You can now create your e-books account

- From your mobile device, go to the app store and search for ‘Borrowbox’ and then click on the install button to download the app

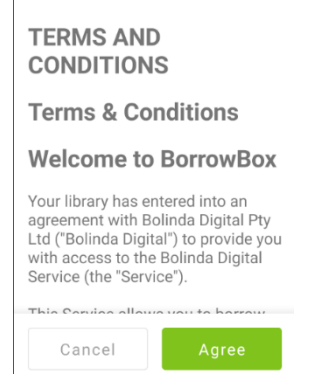


- Once installed, click the Open button to open the app

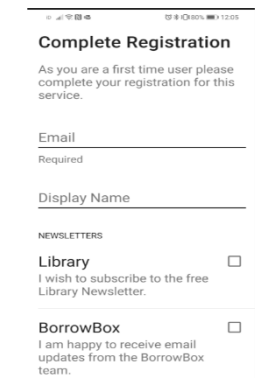
- You will be asked to enter the name of your library – enter Wigan, you will then enter the membership number you were given (on your email if you can't remember it) and your PIN



- The terms and conditions will then appear for you to read and agree to



- To complete the registration, enter your email address and the name you wish to be addressed by within the app



- Registration is complete and you are now set up to access thousands of digital and audio titles for free – happy reading!

