







▶ Preparing for a flood

Met Office Flood Warnings

Keep up to date with MET Office warnings, what they mean and the action to take.

Stage	Colour of warning	Information
STAGE 1	 Yellow warning Rain	What this means: <ul style="list-style-type: none"> Flooding to low-lying properties and roads is POSSIBLE.
STAGE 2	 Amber warning Rain	What this means: <ul style="list-style-type: none"> Flooding to properties and roads is LIKELY Fast flowing or deep floodwater LIKELY. Chance of communities being cut off by flooded roads.
STAGE 3	 Red warning Rain	What this means: <ul style="list-style-type: none"> EXTENSIVE flooding to homes and roads. Danger to life from fast flowing or deep floodwater. Loss of essential services, such as Gas, Electricity and Mobile Phones Towers.

Would you know what to do in a flood?

	Alert Level	Action	Information
	Flood Alert	PREPARE	<ul style="list-style-type: none"> Prepare a bag including medicines, insurance documents and essential items Monitor local water levels at www.gov.uk/environment-agency or visit www.gov.uk/check-flooding
	Flood Warning	ACT	<ul style="list-style-type: none"> Turn off gas, water and electricity Move things upstairs or to safety and put flood protection equipment in place Move family, pets and car to safety Keep a flood kit ready
	Severe Flood Warning	SURVIVE	<ul style="list-style-type: none"> Stay in a safe place with a means of escape Call 999 if in immediate danger Follow advice from emergency services Be ready should you need to evacuate your home

Steps to prepare for flooding

1. Make sure you have the correct insurance cover by checking your insurance policy and ensure you are adequately covered to avoid being underinsured.
2. Find out where and how to turn off your gas, electric and water supplies.
3. Keep a list of useful telephone numbers (including your GP details, insurance claim line and policy number).
4. Put together an emergency flood kit and make sure that everyone knows where to find this kit and what to do if flooding happens.
5. Think about the needs of children, babies, elderly, the disabled at home and your pets. Do not forget to check on vulnerable neighbours.
6. Take detailed photographs of your property and contents now before any flood occurs.
7. Have a household plan to use in the event of a flood
 - Identify and list urgent actions in priority of value

Household Plan



- What needs to be moved upstairs? Do you need help moving things?
- Ensure you keep any medication you are on safe and accessible
- How can you prevent water entering your property?
- Make sure you have the means to keep warm, food, flasks, blankets
- Where are you going to store computer, data and photographs safely?
- Move your car to higher ground if it safe to do so. Plan in advance where this will be.

Emergency Flood Kit

Being prepared will make things so much easier if your home is flooded. Putting together a flood kit 'grab bag' in case you are evacuated to a rest centre.

Essential Items for an evacuation flood Kit:

- Insurance documents and other important documents
- Mobile phones and charges
- Children's essentials (milk, baby food, sterilised bottles, nappies, wipes, clothing, favourite toy) and basic clean clothing for family (underwear, etc) and essential toiletries
- Emergency cash and credit cards
- Essential prescription medication and repeat prescription forms and first aid kit

What you should also consider:

- Insurance emergency helpline, local council and emergency services numbers, family and friends telephone numbers, local radio frequencies.
- Torch and batteries
- Camera to record damage for insurance purposes
- Bottled water (check use by date) and snacks
- Blankets and warm clothes, including wellington boots, waterproof clothing
- Pack of playing cards or family games

Organisation	Contact information	Information
Environment Agency Floodline	0345 988 1188	Issue flood warnings for main river flooding Provide information on areas at risk of river, surface water and coastal flooding through flood risk maps
Environment Agency incident hotline	0800 807060	To report local flooding issues
Wigan Council	www.wigan.gov.uk/flooding 01942 404364 Environmental services (during office hours) 01942 404040 (out of hours emergency number)	The website provides an on-line reporting tool to report flooding issues including burst water pipes, damage to utility equipment, blocked drains, sewers and culverts and further advice on preparing for a flood.
United Utilities	0845 746 2200 (24 hour emergency service)	Clears blockages in public sewer network May take action to protect property from flooding by water from the public sewerage systems.
Gas	0800 111 999 (24 hour emergency service)	
Electricity Northwest	0800 195 414	
BBC Radio Manchester	www.bbc.co.uk/manchester	Tune in to 95.1FM for regular weather updates
Police / Fire and Rescue Service	999	Respond to all emergency incidents as required
NHS	111	24-hour confidential health advice and information

