




## ▶ What to do to Stay Safe in a Flood

### In the event of a flood, focus on the safety of you and your family

- Cooperate with the emergency services if they tell you to evacuate during flooding. In most situations you will be evacuated to a temporary evacuation centre or you may choose to go to family or friends. Remember to take any medication you are on with you. Always follow the advice of the emergency services. If you find you have to remain in the property, plan to move upstairs and in good time. Keep safe, keep warm.
- Be prepared to act quickly and get yourself to safety.
- The Environment Agency use their warning services to warn you of flooding from rivers.
- Stay alert to localised flooding, which usually happens where drainage systems are unable to cope with heavy spells of rainfall. You can find out about the possibility of surface water flooding in your area by checking local weather forecasts.

### Flood Alerts and flood warnings

Follow the information in the table below if a flood alert or flood warning is issued in your local area.

	Warning Level	Action	Information
	<b>Flood Alert</b>	<b>PREPARE</b>	<ul style="list-style-type: none"> <li>• Prepare a bag including medicines, insurance documents and essential items</li> <li>• Monitor local water levels at <a href="http://www.gov.uk/environment-agency">www.gov.uk/environment-agency</a> or visit <a href="http://www.gov.uk/check-flooding">www.gov.uk/check-flooding</a></li> </ul>
	<b>Flood Warning</b>	<b>ACT</b>	<ul style="list-style-type: none"> <li>• Turn off gas, water and electricity</li> <li>• Move things upstairs or to safety and put flood protection equipment in place</li> <li>• Move family, pets and car to safety</li> <li>• Keep a flood kit ready</li> </ul>
	<b>Severe Flood Warning</b>	<b>SURVIVE</b>	<ul style="list-style-type: none"> <li>• Stay in a safe place with a means of escape</li> <li>• Call 999 if in immediate danger</li> <li>• Follow advice from emergency services</li> <li>• Be ready should you need to evacuate your home</li> </ul>

### Plan

A flood plan can help you to prepare for flooding and reduce the impact it might have to your home, business or community, it can also help with the recovery process.

You can download a flood plan template from the Environment Agency or put your own together using the following list as a guide:

- A list of useful contact numbers - including your local council, utility providers and your insurance company
- How to shut off your electricity or gas supply
- Move your valuable belongings to a safe place
- What would you need to move to safety during a flood – think about your pets, car, furniture
- Who could you ask for help?
- Could you offer to help vulnerable friends or neighbours?

## Prepare a flood kit

Think about putting together an emergency flood kit with essential items that will help you cope in a flood, including:

- Insurance documents and list of contact numbers
- Torch & spare batteries
- First aid kit and any prescription medicines
- Warm waterproof clothes and blankets
- Bottled water and snacks
- Battery or wind-up radio
- Supplies for looking after your baby or pet

Make sure that everyone knows where to find this kit and what to do if flooding happens.

## Flood protection equipment



Think about making your property resilient to flooding. To reduce flood damage, you could lay tiles instead of carpets, move electrical sockets up the wall and fit non-return valves. If you know you live in an area at risk of flooding, you could consider installing some flood protection products:

- Floodboards – can be fixed to your doors and windows
- Plastic covers to seal airbricks
- Sandbags