


EMAS



English As An Additional Language




Topic Book 17 THE VILLAGE

Acknowledgement to Minority Ethnic Groups Support Service - Blackburn

Here is a picture of a village.

Read the description and label the buildings.



There are eight houses in the village. There is a large detached house opposite the garage and a bungalow near the church. Next to the garage is a large block of flats and behind the block of flats is an old school. Between the church and the detached house are two semi-detached houses. There is a factory with a tall chimney in the village. Near the factory is a row of terraced houses. There is also a hospital in the village.

Here is a plan of the same village.

Colour the factory brown.

Colour the hospital red.

Colour the school dark green.

Colour the church yellow.

Colour the garage dark blue.

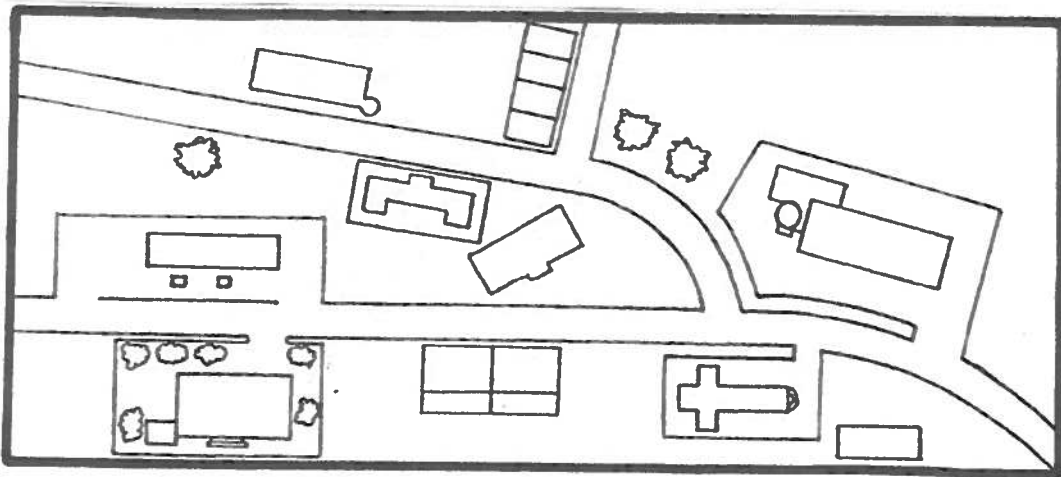
Colour the bungalow purple.

Colour the detached house orange.

Colour the semi-detached houses pink.

Colour the terraced houses light green.

Colour the block of flats light blue.




Complete the key, colour the boxes the same colour as the plan.

KEY


The factory	
The hospital	

Look at this picture of another village.

Write about it.



Make a plan of the village.
Complete the key.



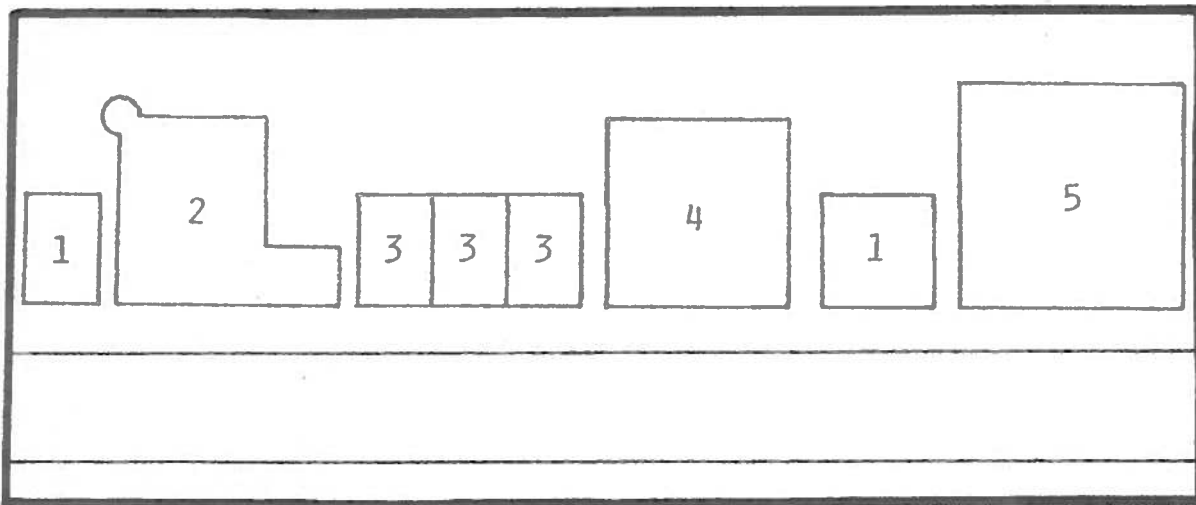
KEY

Here is a picture of some buildings in a street.
Read the description and label the buildings.

There is a block of flats in the street. On the right of the flats is a house. Next to the house a factory. There is a supermarket on the other side of the flats. There are two houses at the left end of the street. There is a fish and chip shop next to the supermarket.



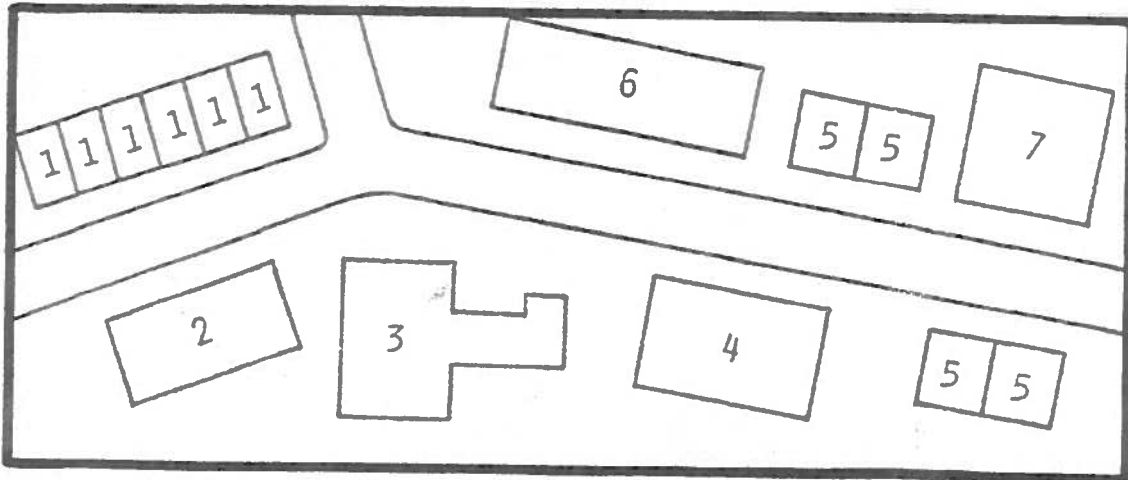
Look at this plan of another street.
Use the key to help you write about the street.



KEY

1	A shop
2	A factory
3	A terraced house
4	A bank
5	A block of flats

Look at this plan of a village. Answer the questions. Use the key to help you.



1	Terraced houses
2	A garage
3	A church
4	A playground
5	A semi-detached house
6	A swimming pool
7	A bank

How many houses are there?

How many semi-detached houses are there?

How many terraced houses are there?

Which building is next to the garage?


Which building is on the left of the playground?

Which building is on the right of the terraced houses?

Here is a picture of a living room.

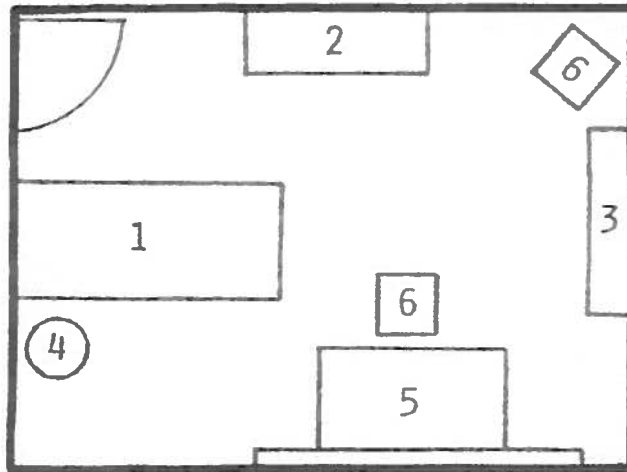
Make a plan of the room.

Make a key to describe the plan.



Look at this plan of a bedroom.

Use the key to help you write about it.




1	A bed
2	A wardrobe
3	A set of drawers
4	A small table
5	A desk
6	A chair

A. Look at this picture of a park.
Label the picture.

a tree	a pond	a fence	a shop
a bench	a slide	some swings	



B. Use the key to help you draw a plan of the park.




a tree	
a bench	
a pond	
a fence	
a slide	
a shop	
swings	

Read the description of Peel Park.

Use the key to help you to complete the plan of the park.

There is a pond in the middle of the park. North of the pond there is a tree and there is a bench south of the pond. There is a shop on the east side of the pond and there is a slide on the west side of the pond.



KEY

A pond	
A tree	
A bench	
A shop	
A slide	

Complete the sentences :

The tree is _____ of the pond.

The slide is _____ of the pond.


The shop is _____ of the pond.

The bench is _____ of the pond.

Read the description of Peel Park.

Use the key to help you to complete the plan of the park.

There is a pond in the middle of the park. North of the pond there is a tree and there is a bench south of the pond. There is a shop on the east side of the pond and there is a slide on the west side of the pond.



KEY

A pond	
A tree	
A bench	
A shop	
A slide	

Complete the sentences :

The tree is _____ of the pond.

The slide is _____ of the pond.


The shop is _____ of the pond.

The bench is _____ of the pond.





Look at this plan of Queen's Park.

Write about the park.

Use the key to help you.



KEY

a pond	
a tree	
a shop	
a bench	
a slide	