






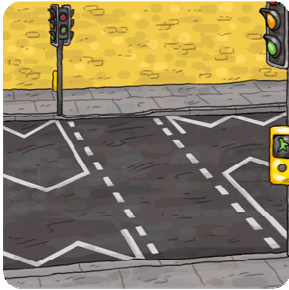






Bingo Basics

- Instructions
- If possible laminate all, if not, then just pg 2.
- Cut pg 3 into squares.
- Give bingo cards to pupils.
- Have fun !

• *Regards Wigan EMAS Team*

Bingo Callers board


<p>bus</p> 	<p>bus stop</p> 	<p>litter bin</p> 	<p>phone box</p> 
<p>post box</p> 	<p>car</p> 	<p>street sign</p> 	<p>crossing</p> 
<p>traffic light</p> 	<p>house</p> 	<p>street light</p> 	<p>street sign</p> 

Cut into squares

bus



bus stop



litter bin



phone box



post box



car



street sign



crossing



traffic light



house



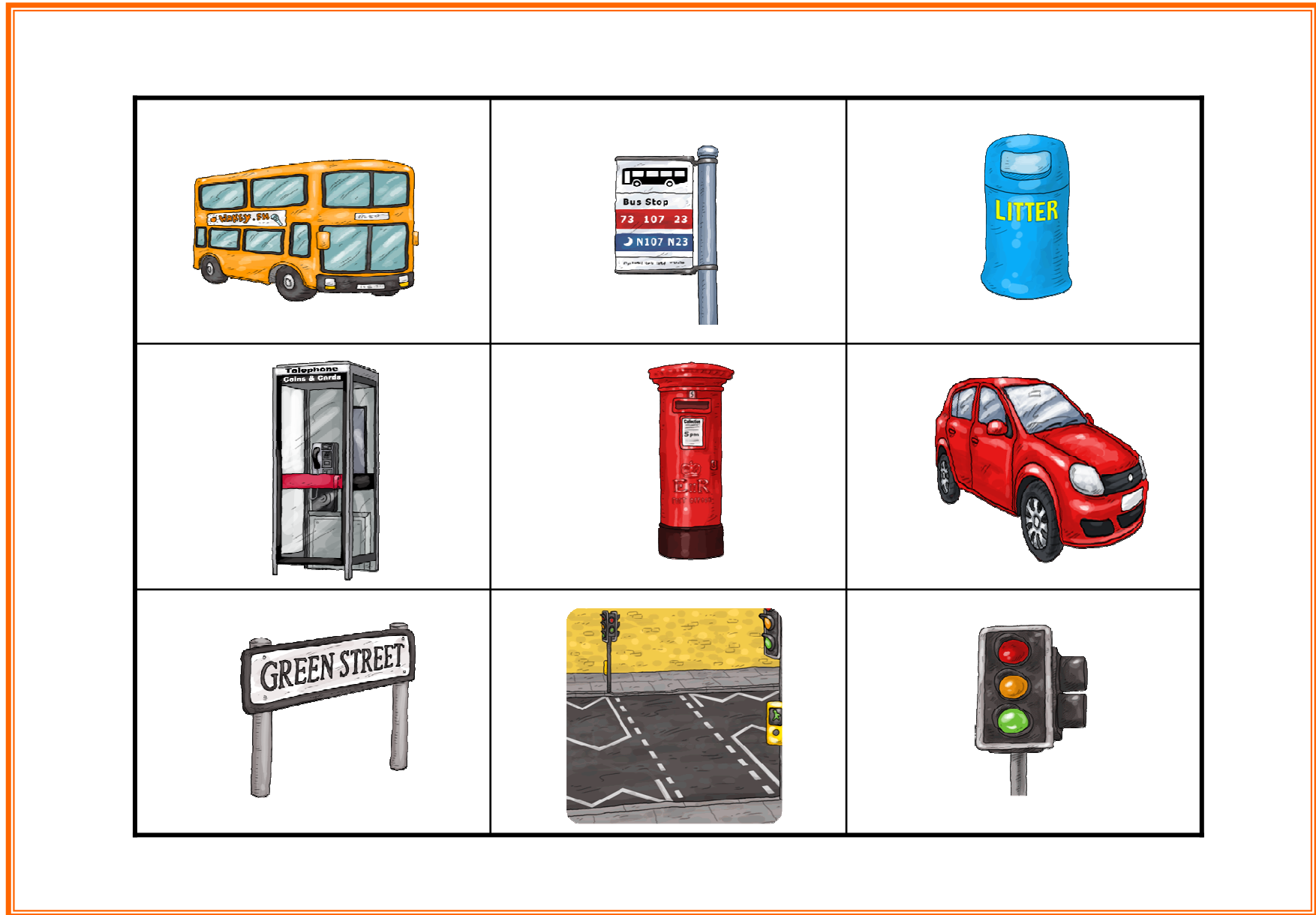
street light



street sign




Bingo card




Carol Darwen Wigan EAL Team

Bingo card




Carol Darwen Wigan EAL Team

Bingo card



Bingo card



Carol Darwen Wigan EAL Team