













Bingo Basics













- Instructions
- If possible laminate all, if not, then just pg 2.
- Cut pg 3 into squares.
- Give bingo cards to pupils.
- Have fun !

• *Regards Wigan EMAS Team*


Bingo callers board

<p>cow</p> 	<p>tiger</p> 	<p>rabbit</p> 	<p>elephant</p> 
<p>crocodile</p> 	<p>cat</p> 	<p>horse</p> 	<p>frog</p> 
<p>dog</p> 	<p>hen</p> 	<p>pig</p> 	<p>gorilla</p> 


Bingo callers cards (cut up)

<p>cow</p> 	<p>tiger</p> 	<p>rabbit</p> 	<p>elephant</p> 
<p>crocodile</p> 	<p>cat</p> 	<p>horse</p> 	<p>frog</p> 
<p>dog</p> 	<p>hen</p> 	<p>pig</p> 	<p>gorilla</p> 


Animal Bingo card




Animal Bingo card



Animal Bingo card



Animal Bingo card



Animal Bingo Card

