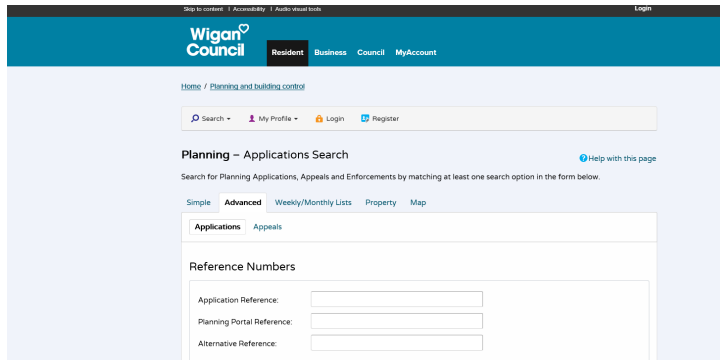


REQUEST	16121	RESPONSE
	<p>Please supply details of how many new dwellings have had planning permission granted in the M29 post code in the period 2015 - present day with details of number of additional primary school places made available in the same post code during the same period.</p>	<p>Planning information is available to view on the Council's website by using the following link:</p> <p>https://planning.wigan.gov.uk/online-applications/</p> <p>The supporting document provides guidance on how the requested information could be searched for on our website.</p> <p>Since 2015, additional places have been made available at the following primary schools, located in the M29 area:</p> <p>Tyldesley Primary School – From reception class entry in September 2015 onwards, the school raised its admission number from 45 to 60. The school did not immediately offer additional places in every year group, instead it was phased in year on year with each new reception intake. By reception intake 2021, all year groups had the admission number of 60.</p> <p>Garrett Hall Primary School – the school's published admission number is 60 however, to meet demand for school places in the area, an additional 15 places were offered reception class entry in September 2016. For this cohort of pupils only, the admission number of 75 was in place as a bulge class until they transferred to secondary school in September 2022. Since then, all year groups have an admission number of 60.</p> <p>Tyldesley St George's Central Primary School – From reception class entry in September 2017 onwards, the school raised its admission number by 10, from 40 to 50. Following this, the school permanently raised its admission number from 40 to 45 from 2019 onwards. The school did not immediately offer additional places in every year group, instead it was phased in with each new reception intake. By reception intake 2024, all year groups will have the higher admission number of 45.</p>

Quick Advanced Search

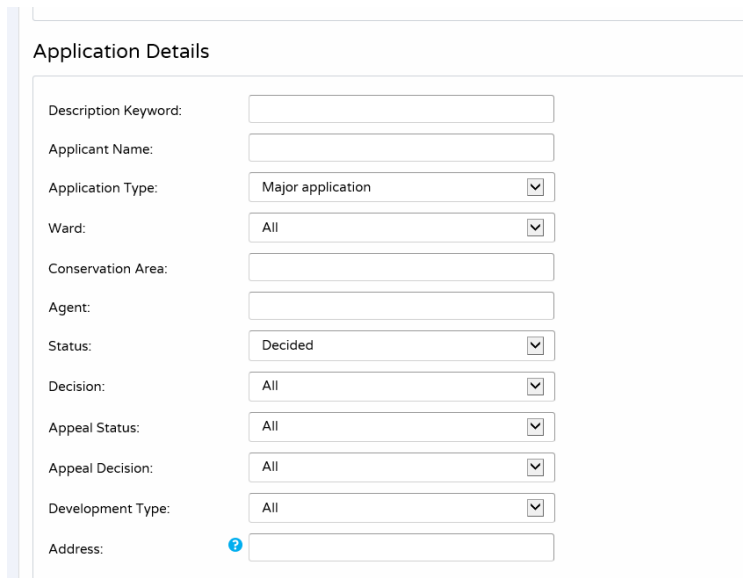
Click on the following link <https://planning.wigan.gov.uk/online-applications/>

Select Advanced, Applications



The screenshot shows the Wigan Council website's 'Planning - Applications Search' page. The page has a blue header with the Wigan Council logo and navigation links for Resident, Business, Council, and MyAccount. Below the header, there is a search bar and a 'Help with this page' link. The main content area is titled 'Planning - Applications Search' and includes a search instruction: 'Search for Planning Applications, Appeals and Enforcements by matching at least one search option in the form below.' There are tabs for 'Simple', 'Advanced', 'Weekly/Monthly Lists', 'Property', and 'Map'. The 'Advanced' tab is selected. Below the tabs, there are sections for 'Applications' and 'Appeals'. The 'Reference Numbers' section contains three input fields: 'Application Reference:', 'Planning Portal Reference:', and 'Alternative Reference:'.

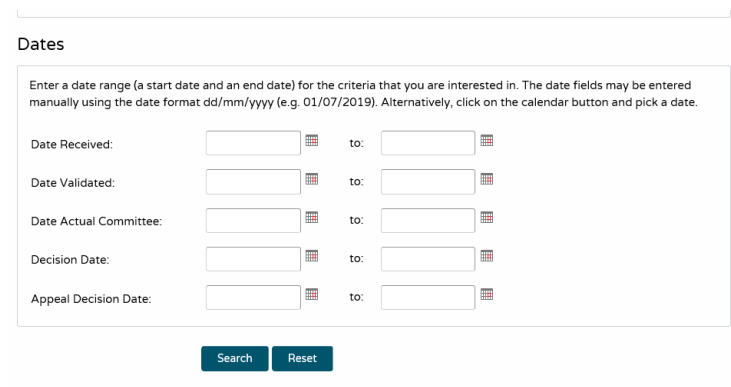
Select in the Application Type, select the type of application you are looking for and the Development Type box, select the type of application you are looking for



The screenshot shows the 'Application Details' form. It contains several input fields and dropdown menus:

- Description Keyword:
- Applicant Name:
- Application Type: (dropdown)
- Ward: (dropdown)
- Conservation Area:
- Agent:
- Status: (dropdown)
- Decision: (dropdown)
- Appeal Status: (dropdown)
- Appeal Decision: (dropdown)
- Development Type: (dropdown)
- Address: (with a help icon)

Enter a date range (a start date and an end date) for the criteria that you are interested in and search.



The screenshot shows the 'Dates' form. It contains a text box with instructions: 'Enter a date range (a start date and an end date) for the criteria that you are interested in. The date fields may be entered manually using the date format dd/mm/yyyy (e.g. 01/07/2019). Alternatively, click on the calendar button and pick a date.' Below the text box, there are five rows of date fields, each with a 'to:' label and a calendar icon:

- Date Received: to:
- Date Validated: to:
- Date Actual Committee: to:
- Decision Date: to:
- Appeal Decision Date: to:

At the bottom of the form, there are two buttons: 'Search' and 'Reset'.