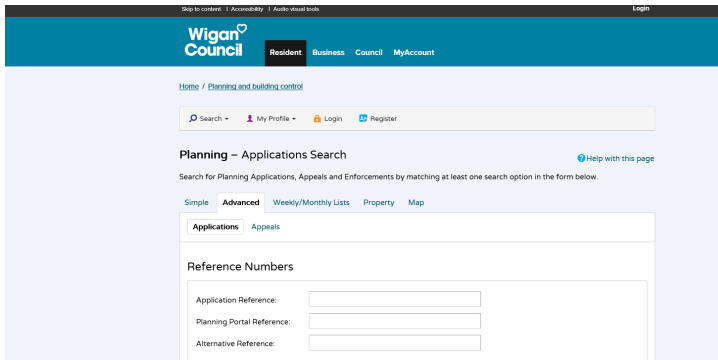


REQUEST	16399	RESPONSE
	<p>I would like a list of planning applications submitted to the council for renewable energy projects since 2014.</p> <p>I would like this broken down into the name of the project, the date of application, the type of renewable, the proposed amount of energy that the site would produce and whether the site was approved rejected or other.</p>	<p>This information can be verified by searching on the online planning portal:</p> <p>https://planning.wigan.gov.uk/online-applications/</p>

Quick Advanced Search

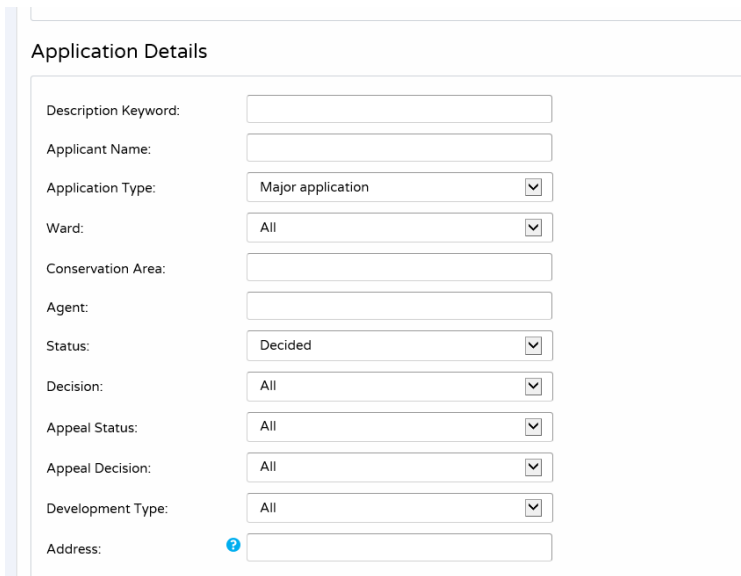
Click on the following link <https://planning.wigan.gov.uk/online-applications/>

Select Advanced, Applications



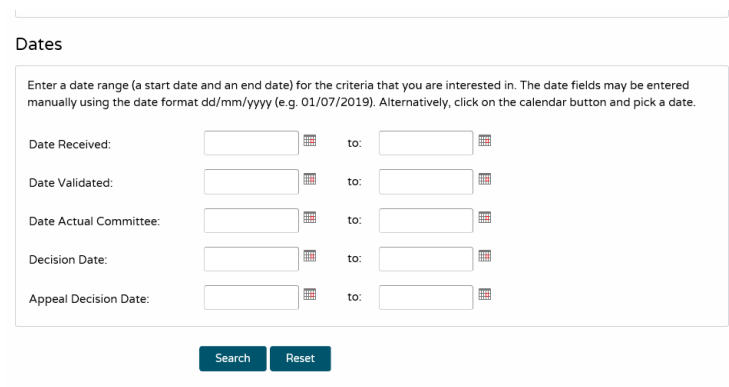
The screenshot shows the Wigan Council website's 'Planning - Applications Search' page. The page has a blue header with the Wigan Council logo and navigation links for Resident, Business, Council, and MyAccount. Below the header is a search bar with a magnifying glass icon and links for My Profile, Login, and Register. The main content area is titled 'Planning - Applications Search' and includes a search instruction: 'Search for Planning Applications, Appeals and Enforcements by matching at least one search option in the form below.' There are tabs for 'Simple', 'Advanced', 'Weekly/Monthly Lists', 'Property', and 'Map'. The 'Advanced' tab is selected. Below the tabs is a section for 'Reference Numbers' with three input fields: 'Application Reference', 'Planning Portal Reference', and 'Alternative Reference'.

Select in the Application Type, select the type of application you are looking for and the Development Type box, select the type of application you are looking for



The screenshot shows the 'Application Details' search form. It contains several input fields and dropdown menus: 'Description Keyword' (text input), 'Applicant Name' (text input), 'Application Type' (dropdown menu with 'Major application' selected), 'Ward' (dropdown menu with 'All' selected), 'Conservation Area' (text input), 'Agent' (text input), 'Status' (dropdown menu with 'Decided' selected), 'Decision' (dropdown menu with 'All' selected), 'Appeal Status' (dropdown menu with 'All' selected), 'Appeal Decision' (dropdown menu with 'All' selected), 'Development Type' (dropdown menu with 'All' selected), and 'Address' (text input with a help icon). The form is titled 'Application Details' and is part of a larger search interface.

Enter a date range (a start date and an end date) for the criteria that you are interested in and search.



The screenshot shows the 'Dates' search form. It contains a text box with the instruction: 'Enter a date range (a start date and an end date) for the criteria that you are interested in. The date fields may be entered manually using the date format dd/mm/yyyy (e.g. 01/07/2019). Alternatively, click on the calendar button and pick a date.' Below the text box are five rows of date selection fields: 'Date Received', 'Date Validated', 'Date Actual Committee', 'Decision Date', and 'Appeal Decision Date'. Each row has two date input fields separated by 'to:' and a calendar icon. At the bottom of the form are two buttons: 'Search' and 'Reset'.