

Report to: Children and Young People's Services Overview and Scrutiny Committee

Date: 14th January 2010

Subject: Performance Outcomes for CAA and Ofsted Inspections of schools September 2005 to December 2009

Report of: Director of Children and Young Peoples Services

Contact officer: Jill Clarke 01942 486222
i.clarke@wigan.gov.uk

Purpose/summary: To inform Elected Members of the changes to the school inspection framework and the outcomes of school inspections from 2005 to December 2009 linked to the CAA.

Alternative options considered and reason for selecting the one recommended: None

Recommendation/decision: The Scrutiny Committee is invited to give comment and make recommendations as appropriate.

Implications: None arising from this report

Summary of reasons for report being closed in the public interest: N/A

Financial:	Within available budgets
Staffing:	None arising from this report
Policy:	None arising from this report
Equal Opportunities - Has a Diversity Impact Assessment been conducted?	Yes
Wards affected:	All
Special Interest Members – Which have been consulted	None

Has the Director of Legal and Property Services confirmed that the recommendations within this report are lawful and comply with the Council's Constitution? **No**

Has the Director of Finance and IT confirmed that any expenditure referred to within this report is consistent with the Council's budget? **No**

Are any of the recommendations within this report contrary to the Policy Framework of the Council? **No**

For Cabinet reports only :

Categorisation of the report:	x
Discussion leading to a decision	
Monitoring	
Sharing for corporate understanding	

	X
Discussion	
Decision	
Information	X

Tracking/Process:

	Consultation	Ward Members	Partners
Panel	Overview & Scrutiny	Cabinet	Council
24 th May 07			

List of Background Papers in accordance with Section 100D of the Local Government Act 1972:

:

Proper Officer



Date

6 January 2010

1. Comprehensive Area Assessment - Children's Services

- 1.1** The annual children's service rating is an assessment of the outcomes for children and young people in each local authority area which is based on evidence from inspections. The rating provides a picture of services for children in a local area drawn from a wide range of local services and settings. It places an emphasis on the direct observation of professional practice including inspection of child protection services and safeguarding, childcare, schools, children's social care and provision in the learning and skills sector. This approach replaces the Annual Performance Assessment (APA) process and contributes to the Council's CAA score.
- 1.2** The annual children's service rating is an assessment of the outcomes for children and young people in each local authority area which is based on evidence from inspections. The rating provides a picture of services for children in a local area drawn from a wide range of local services and settings. It places an emphasis on the direct observation of professional practice including inspection of child protection services and safeguarding, childcare, schools, children's social care and provision in the learning and skills sector. This approach replaces the Annual Performance Assessment (APA) process and contributes to the Council's CAA score.
- 1.3** The new annual children's services rating provides an overview of each council's performance in relation to children's services for which they have strategic or operational responsibilities (either alone or in partnership with other agencies) together with data from the relevant Every Child Matters indicators in the new National Indicator Set (NIS).
- 1.4** The annual rating derives from a four point scale:
- 4 Performs excellently - An organisation that significantly exceeds minimum requirements
 - 3 Performs well - An organisation that exceeds minimum requirements
 - 2 Performs adequately - An organisation that meets only minimum requirements
 - 1 Performs poorly - An organisation that does not meet minimum requirements
- 1.5** Children's Services within Wigan were assessed as 3 'performing well'. One of the key areas which contributes to the assessment is schools performance and the rest of the report provides information about performance in schools in Wigan.

2. Ofsted Inspections of schools

2.1 Ofsted has introduced a new framework for the inspection of schools under Section 5 of the Education Act 2005 from 1 September 2009. The approach has built on the 2005 inspection framework but has placed greater emphasis on some aspects of schools responsibilities. Under the revised school inspection arrangements from September 2009 inspectors give particular priority to:

- promoting improvement: inspectors make specific recommendations based on their diagnosis of the school's strengths and weaknesses
- evaluating the achievement and wider well-being of pupils as a whole and of different groups of pupils, and assessing the extent to which schools ensure that all pupils, including those most at risk, succeed
- evaluating learning and teaching: inspectors spend a high proportion of their on-site inspection time in the classroom
- assessing how well schools promote equality of opportunity, and how effectively they tackle discrimination
- checking schools' procedures for safeguarding – keeping children and young people from harm
- fostering the engagement of headteachers, schools' staff and governors in the process of inspection so that they understand the judgements made
- gathering, analysing and taking into account the views of parents and pupils
- assessing how effectively schools work in partnership with other providers in order to promote better outcomes for pupils.

2.2 The inspection of a school provides an independent external evaluation of its effectiveness and a diagnosis of what it should do to improve, based upon a range of evidence including that from first-hand observation. Ofsted's school inspection reports present a written commentary on the outcomes achieved and the quality of a school's provision (especially the quality of teaching and its impact on learning), the effectiveness of leadership and management and the school's capacity to improve.

2.3 Ofsted's inspections of schools perform three essential functions. They:

- provide parents with information; this informs their choices and preferences about the effectiveness of the schools their children attend or may attend in the future
- keep the Secretary of State (and parliament) informed about the work of schools. This provides assurance that minimum standards are being met; provides confidence in the use of public money; and assists accountability

- promote the improvement of individual schools, and the education system as a whole.

Ofsted state that the inspection of a school promotes improvement by:

- setting expectations: the criteria and descriptors set out in the inspection framework and guidance illustrate the standards of performance and effectiveness expected of schools
- increasing the school's confidence by endorsing its own view of its effectiveness when that is accurate, and offering a sharp challenge (and the impetus to act) where improvement is needed
- recommending priorities for future action by the school and, when appropriate, checking subsequent progress
- fostering constructive dialogue between inspectors and the senior leaders and staff of the school
- complementing the school's self-evaluation and promoting its rigour, thereby enhancing the school's capacity to improve.

3. The Local Authority Responsibilities

3.1 The Local Authority is responsible for the quality of its schools and the outcomes they achieve which in turn informs the CAA. It has a duty to monitor, support, and challenge and intervene where necessary in schools. Local authorities are a central component of the school improvement process, and can use a range of strategies (including statutory powers) to assist schools that are struggling to effect necessary changes and improve their schools. These non-statutory strategies include:

- producing policy statements on school improvement and schools causing concern
- regular monitoring and reviewing of the performance of schools
- use of multiple data sources to monitor school performance and progress
- provision of differentiated levels of support
- use of School Improvement partners (SIPs) to provide challenge to schools and feedback to LAs
- peer support networks for schools
- collaborative approach to school improvement.

3.2 These systems help to identify which schools are performing well or underperforming, and the different areas in which the schools can be supported to improve. Schools causing concern receive additional attention and support, and there are further supplementary strategies to target schools that are causing concern. These include:

- contacting school to discuss the challenges faced,
- the assistance available and the consequences of non-improvement.
- preparing a flexible and tailored action plan to meet the school's needs
- providing additional expertise
- supporting and strengthening school leadership
- instituting close monitoring and regular review
- working in collaboration with schools.

3.3 The key characteristics of successful, non-statutory interventions can be summarised as:

- collaborative relationships between the LA and their schools
- clear roles and responsibilities agreed between the LA and the school leadership team
- contact-based and context-driven understanding of the needs of each school
- continuity of staffing in LA school improvement teams
- coordination and communication between the LA and the school leadership
- creating self-sufficiency, not dependency in school leadership teams
- challenging as well as supporting schools
- creating effective leaders by coaching and capacity building.

3.4 Schools where overall effectiveness is deemed inadequate can be designated as requiring Special Measures or given a Notice to Improve. Special measures indicates that the school is failing to provide an acceptable standard of education and those persons responsible for leading and managing or governing the school are not demonstrating the capacity to secure the necessary improvement in the school. A Notice to Improve indicates it is performing significantly less well than it might be given the school's circumstances.

3.5 Where a school is in either of these categories Ofsted will inspect more frequently. If the school is in Special Measures there will be regular monitoring visits by HMI, starting 4 to 6 months after the inspection. The school is re-inspected 2 years after designation if it has not improved sufficiently. If the school has a Notice to Improve there will be a HMI monitoring visit 6 to 8 months after inspection. Re-inspection will, take place after one year where either improvement is recognised or the school is made subject to special measures.

4. Inspection Outcomes in Wigan Schools

4.1 This report contains outcomes from inspections which took place between September 2005 to and December 2009. They are included as these are the grades the schools hold at the current time. Regulations that apply from September 2009 require all maintained schools to be inspected within five school years of the end of the school year in which they were last inspected. In the future schools judged good or outstanding at their previous inspection will be inspected at approximately five-year intervals unless specific concerns are identified.

Appendix 1 lists the schools, their grade and the last inspection date

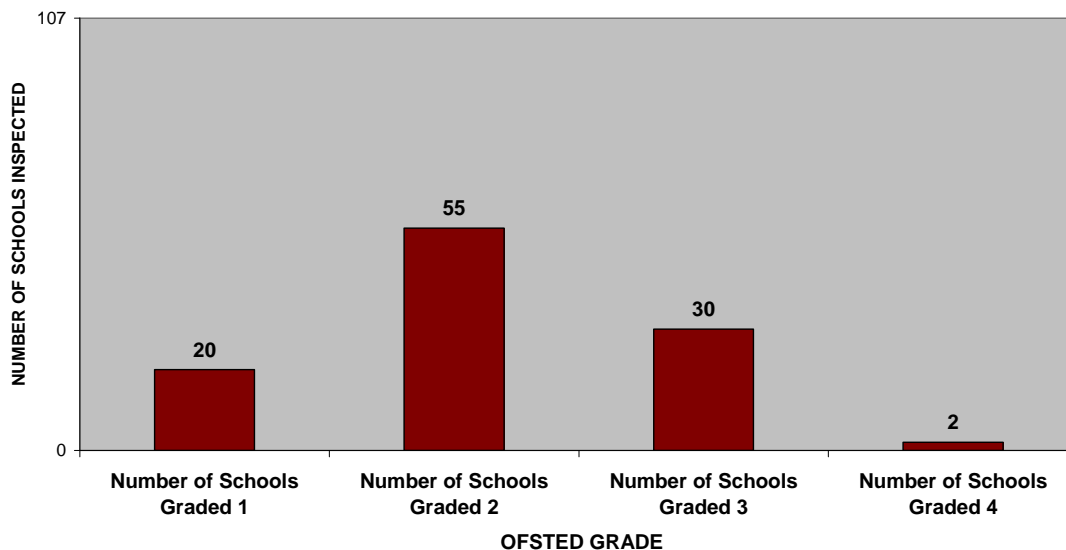
4.2 All school inspections carried out by Ofsted use the same grading scale:

- Grade 1: outstanding
- Grade 2: good
- Grade 3: satisfactory
- Grade 4: inadequate

4.3 This data illustrates all primary schools inspected since September 2005. Some of the schools featured in this data have closed since that time.

Primary School Ofsted Grades (December 2009)

Section 5 Inspections



The latest comparator information from Ofsted shows how Wigan performs:

Local Authority:Wigan

Reporting Date: Quarter 3 : 14 August
2009

Proportion of providers judged good or better

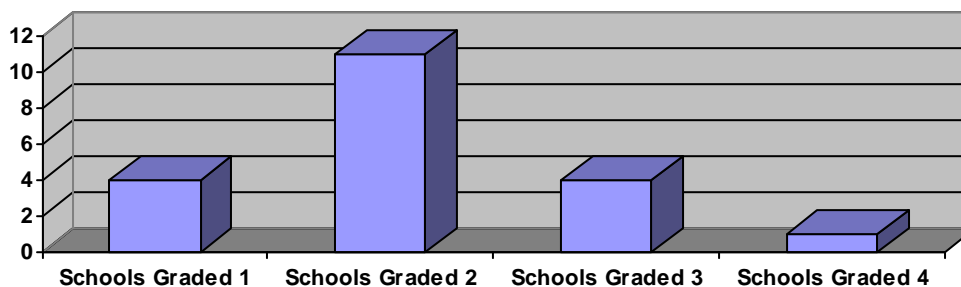
[Click here to view all provisions](#)



	Inspected Services	Number Inspected	Local Area	Statistical Neighbourhoods	England
OVERALL EFFECTIVENESS GRADE	Primary	103	68.9%	65.2%	65.4%
1. Being healthy	Primary	103	98.1%	93.7%	94.4%
2. Staying safe	Primary	103	92.2%	92.6%	94.4%
3. Enjoying and achieving	Primary	206	81.1%	79.7%	80.4%
4. Making a positive contribution	Primary	103	91.3%	88.4%	90.2%
5. Achieving economic well-being	Primary	103	72.8%	66.6%	67.5%

A full list of inspection dates for all Primary Schools can be found in Appendix 1.

Secondary School Ofsted Grades – September 2005 – December 2009




Comparative Data

Local Authority:Wigan

Reporting Date: Quarter 3 : 14 August
2009

Proportion of providers judged good or better

[Click here to view all provisions](#)



	Inspected Services	Number Inspected	Local Area	Statistical Neighbourhoods	England
OVERALL EFFECTIVENESS GRADE	Secondary	20	55.0%	50.0%	60.2%
1. Being healthy	Secondary	20	70.0%	84.8%	85.8%
2. Staying safe	Secondary	20	80.0%	82.4%	86.4%
3. Enjoying and achieving	Secondary	40	67.5%	64.0%	71.2%
4. Making a positive contribution	Secondary	20	75.0%	83.8%	85.4%
5. Achieving economic well-being	Secondary	20	75.0%	60.5%	69.6%

A full list of inspection dates for all Secondary Schools can be found in Appendix 2.

Local Authority:Wigan

Reporting Date: Quarter 3 : 14 August
2009

Proportion of providers judged good or better

[Click here to view all provisions](#)



	Inspected Services	Number Inspected	Local Area	Statistical Neighbour s	England
OVERALL EFFECTIVENESS GRADE	Special	6	83.3%	86.3%	83.2%
1. Being healthy	Special	6	100.0%	90.2%	94.8%
2. Staying safe	Special	6	83.3%	92.2%	93.1%
3. Enjoying and achieving	Special	12	91.7%	90.2%	89.4%
4. Making a positive contribution	Special	6	83.3%	86.3%	91.8%
5. Achieving economic well-being	Special	6	83.3%	86.3%	87.4%

A full list of inspection dates for all Special Schools can be found in Appendix 3.

5. Update on Schools Causing Concern

The following schools have been placed in special measures or have a notice to improve:

- Beech Hill Primary – category Special Measures.
- Following 3 monitoring visits from HMI the school is making satisfactory progress and it is likely to be removed from the category by next February at its Inspection.
- Hindley Green Community Primary school – category Notice to Improve.
- A recent monitoring visit shows the school is making good progress since the Inspection and it is likely that the school will be removed from the category at the next Inspection.
- Landgate Special School – category – Special Measures. Monitoring visits demonstrate that the school is making good progress following significant changes in leadership and it is likely to be removed from the category at the next Inspection.
- Hesketh Fletcher CE High School – category Notice to Improve. The school and Local Authority staff are working to put together a statement of action which includes the plan to make the necessary improvements to address the key issues. This will be submitted to Ofsted for approval. The school will have a monitoring visit next term.

Full copies of each inspection reports for all the school can be found on the Ofsted website www.ofsted.gov.uk

6. The Future

The changes to the Ofsted inspection regime are part of an evolving government approach to systems of accountability and school improvement. The recent document 'Your Child, Your Schools, Our Future: Building a 21st Century Schools system - Timetable for Action' sets out plans for a new School Report Card providing clear annual, external assessments of each schools performance across a range of outcomes for the local community, parents, the wider public and prospective parents, local and central government and Ofsted.

The School Report Card would be piloted in 2009 for introduction in 2011 as part of these reforms. It will be introduced in mainstream primary and secondary schools in the first instance. School Report Cards for special schools, Pupil Referral Units and alternative provision will then be developed. It will replace Achievement and Attainment Tables as the main source of central information on school performance. The Ofsted inspection is intended to complement this annual School Report Card.

7. Conclusion

Overall the standards in Wigan schools compare favourably against comparator authorities with an improving profile. As the new inspection regime is undertaken in more schools a clearer picture will emerge of the challenges for the school improvement service

8. Recommendations

8.1 Members note the contents of the report.

8.2 Members congratulate staff and pupils following successful inspections.

Appendix 1

Primary School Inspections (December 2009)

Date of Inspection	Graded 1
13/09/2006	Holy Family RC New Springs
16/10/2006	Hindley J&I
18/01/2007	Leigh Twelve Apostles
30/01/2007	Bickershaw CE
06/02/2007	St Mary's and St John
19/06/2007	Westleigh Methodist
13/09/2007	Standish St Wilfrid's
18/09/2007	Lowton West
16/10/2007	Bedford Hall
27/11/2007	Willow Grove
16/01/2008	St Marie's
13/05/2008	Leigh CE Infant
24/06/2008	St Oswald's
01/07/2008	Platt Bridge Holy Family
15/10/2008	Woodfold
15/01/2009	St Philips CE
22/01/2009	Leigh St Joseph's RC
27/01/2009	Leigh St Thomas CE
19/03/2009	Leigh St John's Infant
27/04/2009	St Michael's CE

Date of Inspection	Graded 2
12/12/2007	St Peters CE
10/01/2008	Orrell Newfold
14/01/2008	Parklee
23/01/2008	Hindsford CE
24/01/2008	Marus Bridge
04/.02/2008	St Catharine's CE
03/03/2008	Wigan St Andrew's CE
11/04/2008	Douglas Valley Nursery
21/04/2008	Highfield St Matthews
23/04/2008	St John's CE
23/04/2008	R L Hughes
19/05/2008	Sacred Heart Wigan
10/06/2008	Our Lady's RC
16/09/2008	Astley St Stephen's CE
01/10/2008	Abram Bryn Gates
01/10/2008	Worsley Mesnes
05/11/2008	St Bernadette's RC
26/01/2009	Leigh Central
28/01/2009	St Wilfrid's RC Ashton
29/01/2009	Westleigh St Pauls CE
09/02/2009	Bryn St Peter's CE
10/02/2009	Millbrook
03/03/2009	Hindley CE All Saints
09/03/2009	St Aidan's
12/03/2009	Shevington Community
23/03/2009	Ashton St Thomas CE
13/05/2009	Gilded Hollins

Date of Inspection	Graded 2
27/09/2006	Holy Family RC Boothstown
07/11/2006	Orrell Holgate
08/11/2006	St Gabriels RC
13/11/2006	Sacred Heart Leigh
23/11/2006	Leigh CE Junior
10/01/2007	Aspull Church
05/02/2007	Sacred Heart Hindsford
06/02/2007	Tyldesley
22/02/2007	Saint Paul's CE
05/03/2007	St Patrick's RC
19/03/2007	St James RC Orrell
27/03/2007	Westfield
19/09/2007	Mab's Cross
15/10/2007	Platt Bridge Community
17/10/2007	Garrett Hall
13/11/2007	St Luke's
30/11/2007	Lowton St Catherine's RC
05/12/2007	Britannia Bridge
04/06/2009	St Ambrose Barlow RC
08/07/2009	Golborne All Saints RC
21/09/2009	Christ Church Pennington
13/10/2009	Marsh Green
14/10/2009	Atherton St Georges
19/10/2009	Woodfield
19/10/2009	Leigh St Peter's CE Juniors
04/11/2009	Ince CE

Date of Inspection	Graded 2
16/11/2009	St Georges Central
18/11/2009	St Cuthberts

Date of Inspection	Graded 3
13/09/2006	Meadowbank
27/11/2006	Lowton St Mary's CE
11/01/2007	Golborne Primary
21/02/2007	Nicol Mere
19/03/2007	St James CE
19/03/2007	St Johns CE Mosley Common
15/05/2007	Golborne St Thomas
04/07/2007	Hindley Sure Start Nursery
09/07/2007	Newton Westpark
26/09/2007	St Anne's CE
29/11/2007	St David's Haigh and Aspull
03/12/2007	St Peters CE Infant Leigh
05/12/2007	St Benedict's RC
30/01/2008	Chowbent
05/06/2008	Hindley Green St John's CE
21/10/2008	St Mark's
12/11/2008	Abram CE
19/11/2008	St Williams RC
12/01/2009	Atherton St Richard's
12/01/2009	Winstanley Community
10/02/2009	Lowton J&I
25/02/2009	St Jude's RC
25/02/2009	Ince St Mary's

Date of Inspection	Graded 3
09/03/2009	Shevington Vale
11/03/2009	Castle Hill St Phillip's
27/04/2009	Our Lady Immaculate RC
10/06/2009	Canon Sharples
02/07/2009	Higher Folds
21/10/2009	Sacred Heart Catholic Primary Hindley Green
26/11/2009	Lamberhead Green

Date of Inspection	Graded 4
12/05/2009	Hindley Green Primary
30/11/2009	Beech Hill

Appendix 2:

Secondary School Ofsted Grades (December 2009)

Date of Inspection	Grade 1
18/09/2007	St Peter's
25/02/2009	St Mary's
04/03/2009	Rose Bridge
15/09/2009	Hawkley Hall

Date of Inspection	Grade 2
25/04/2007	St Edmund Arrowsmith
27/11/2007	St John Fisher
06/06/2008	Standish
17/09/2008	Abraham Guest
14/10/2008	Westleigh
26/11/2008	Hindley
11/03/2009	Fred Longworth
19/05/2009	Shevington
16/09/2009	Golborne
07/10/2009	Cansfield
24/11/2009	The Byrchall

Date of Inspection	Grade 3
06/02/2008	Lowton
19/05/2008	Bedford
23/09/2009	The Deanery
16/11/2009	PEMBEC

Date of Inspection	Grade 4
20/05/2008	Hesketh Fletcher

Appendix 3:

Special School Inspections (December 2009)

Date of Inspection	Graded 1
27/11/2007	Willow Grove
06/2/2008	New Green Hall
12/01/2009	Hope

Date of Inspection	Graded 2
22/04/2008	Oakfield
08/06/2009	Montrose

Date of Inspection	Graded 3
25/11/2009	Newbridge

Date of Inspection	Graded 4
05/11/2009	Landgate