

HOUSING AND SUPPORT NEEDS ANALYSIS

OLDER PEOPLE

Wigan Social Services Document control		
Document title	Appendix D to the Supporting People 5 year strategy	
Purpose	To inform the planning of supported housing for Older People with support needs, frail older people and older people with mental health problems	
Author	Sarah McCarthy	
Date of publication	3.5.05	
Valid until	2010 (To be reviewed by 31.3.06)	
Owner/responsibility	Supporting People Commissioning Body	
Distribution	Placed on Homelessness website Supporting People Commissioning Body SPKweb	
Version	Date	Comments
Final	3.5.05	Please report any anomalies to S McCarthy

Details of amendments (including Section Number)	Name of person amending document	Date of amendment
Inclusion of outcome data (2005/6 and 06/07 Q1)	Julie McGregor (SP Team)	August 2006
Inclusion of client record data 2005/6	Julie McGregor (SP Team)	September 2006
Inclusion of data re POPPS and Assistive Technology, RSL and Wigan & Leigh data from Angela Durkin	Sarah McCarthy (SP Team)	December 2006
Client record data (06/07 Q1 and 2 – published data)	Paula Adamczyk (SP Team)	Jan 07
Amendments to structure of PIs and Client Record Data plus inclusion of narrative	Sarah McCarthy/Paula (SP Team)	January 2007
Client record details 06/07 Q 1- 3 (full data)	Paula Adamczyk (SP Team)	Feb 07
Amendments to sections 4 and 5	Sarah McCarthy	Feb 2007
Inclusion of outcome data (2006/07 Q2-3))	Paula Adamczyk (SP Team)	Feb 07

OLDER PEOPLE

1.0 NATIONAL AND LOCAL CONTEXT

1.1 NATIONAL SERVICE FRAMEWORK

The NSF is a ten-year plan which aims to ensure fair, high quality, integrated health and social care services for older people. The framework has a number of targets set across eight standards:

Standard	Links with Supporting People
Standard One: Rooting Out Age Discrimination	
Standard Two: Person Centred Care	Single assessment process.
Standard Three: Intermediate Care	?Use of dedicated units within sheltered housing for the provision of intermediate care.
Standard Four: General Hospital Care	
Standard Five: Stroke	Floating support.
Standard Six: Falls	Home safety checks by floating support service and sheltered housing staff
Standard Seven: Mental Health	
Standard Eight: The promotion of Health and Active Age in Older People	Floating Support Worker AND sheltered housing staff can promote access to community activities.

1.2 FAIR ACCESS TO CARE

Fair Access to Care determines eligibility for services. A risk assessment is undertaken for each of the following areas: autonomy and freedom to make choices; health and safety; management of daily routines; involvement in family or community life. Risks are categorised as critical, substantial, moderate or low. Applicants are eligible for services if they are assessed as at critical or substantial risk.

1.3 INNOVATIONS FORUM

The Innovations Forum is an opportunity for Governments to work with Councils to develop new ways of delivering public services. Wigan is involved in the Forum in relation to older people's services. The emphasis is on developing whole systems commissioning, from a single point, in order to reduce hospital bed days. This will be achieved through better use of resources and improved care pathways. As part of the work being undertaken in Wigan to redesign services for older people, Wigan has set up an Older Peoples Housing Strategy Group to determine the future direction for accommodation services for older people in Wigan.

As part of the work being undertaken in Wigan to redesign services for older people, Wigan has set up an Older Persons Housing Strategy Group to determine the future direction for accommodation services for older people in Wigan.

The group produced an Older Persons Housing Study in November 2005 which identifies the main issues and forms a strategy for developing future services to meet the emerging needs of older people in the borough. The strategy sets three key aims

1. Enabling people to stay in their own homes

2. Providing a choice of home to those who wish to move
3. Provision and sharing of information

The strategy includes an action plan setting out how the aims will be achieved. All actions contribute to the key aims of the Older Persons Framework.

1.4 POPPs

In response to issues highlighted during consultation with older people regarding low level support, such as help with gardening and home maintenance, Wigan council has secured £1.8 million of central Government funding to run the Partnership for Older People Project from April 2006 to March 2008. The partnership draws together 12 agencies that offer a range of low level support services for the over 50s that can be targeted according to needs, in order to prevent or delay reliance on more intensive and expensive services, such as admission to hospital.

Individual projects include

- Time limited contact and support service – providing short term support during a period of change, for example on leaving hospital or moving home
- Gardening and handyperson scheme – offering help with basic tasks in the home and garden
- Crime prevention awareness and support – including a “Lock and Stop” campaign providing assessments, fitting door and window locks and providing advice on bogus callers and distraction burglary
- Sheltered housing improvements – Improving access to the schemes and provision of a unit of respite accommodation and a community resource facility at The Rowans, Tyldesley

1.5 ASSISTIVE TECHNOLOGY

A Preventative Technology Grant of over half a million pounds is available to fund a pilot project in 2006 -08 to establish the potential benefits of assistive technology in terms of

- Exploring how the use of sensors and other equipment can be used to help prevent and manage falls
- Exploring how assistive technology can assist medicines management
- Exploring how frail older people, including those with dementia, can be supported via the use of assistive technology
- Identifying the benefits and advantages of assistive technology for family carers
- Assessing the cost effectiveness of assistive technology in terms of preventing or delaying admissions to residential homes or hospital and reliance on other support services, such as home care.

The pilot will link in to POPPs and the wider prevention agenda and a full evaluation of the impact of POPPs and the Preventative Technology Pilot will be undertaken.

2.0 CURRENT SUPPLY

2.1 CURRENT PROVISION

Name of Provider	Supported Housing Projects			Floating Support
	Number of projects	Number of units	Location	Number of units
Wigan & Leigh Housing	49	1377	Most areas	0
RSLs Sheltered Housing	20	684	As above	0
RSLs Extra Care	4	119		
RSL (alarm only)	9	110	various	0
Age Concern	0	0	0	26

2.2 CURRENT LEVEL OF PROVISION: REGIONAL AND NATIONAL COMPARISON

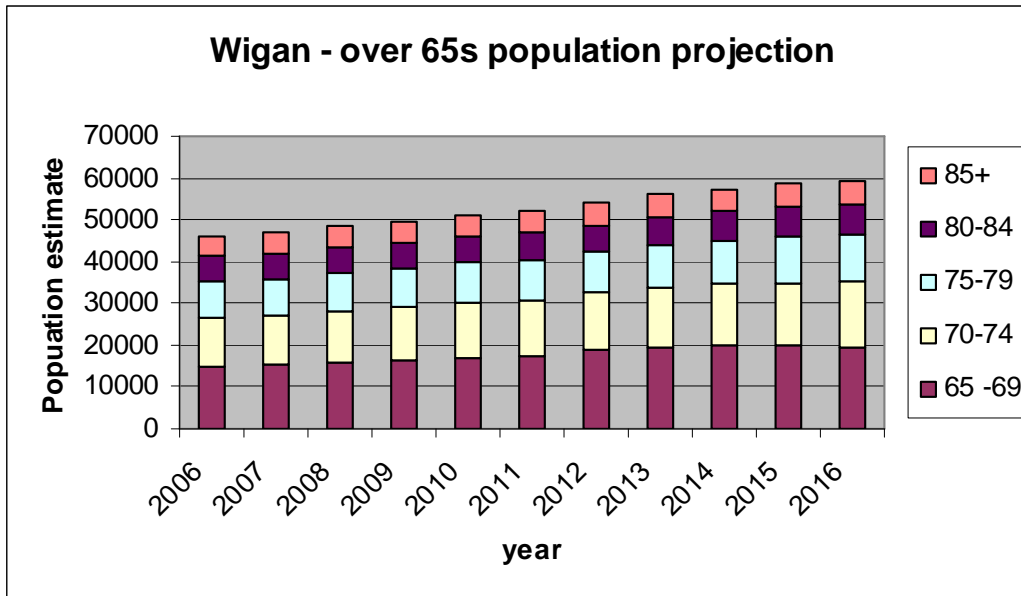
Figures, supplied by the Office of the Deputy Prime Minister, shows that the level of provision and the grant for older people with support needs, as at 31st March 2003, is less than the regional and national average. This is in contrast to the provision for frail older people and older people with mental health needs where the number of units, within the Borough, is above average.

		Wigan		Region		National	
		Accommodation Based	Floating	Accommodation Based	Floating	Accommodation Based	Floating
Units per 1,000 population	Older people with support needs	6.86	0.09	13.11	0.42	10.98	1.01
	Frail older people	0.32	0	0.24	0.01	0.25	0.03
	Older people with mental health needs	0.08	0	0.01	0.00	0.01	0.01
Grant per 1,000 population	Older people with support needs	76.80	4.86	340.98	11.05	185.00	18.19
	Frail older people	4.34	0	7.42	0.16	9.28	0.45
	Older people with mental health needs	8.14	0	1.50	0.32	1.82	1.07
Unit costs	Older people with support needs	16.05	56.09	26.0	26.50	16.85	18.02
	Frail older people	16.28	0	30.35	18.16	36.75	15.77
	Older people with mental health needs	101.72	0	0	0	0	0

3.0 WHAT IS THE LEVEL OF NEED?

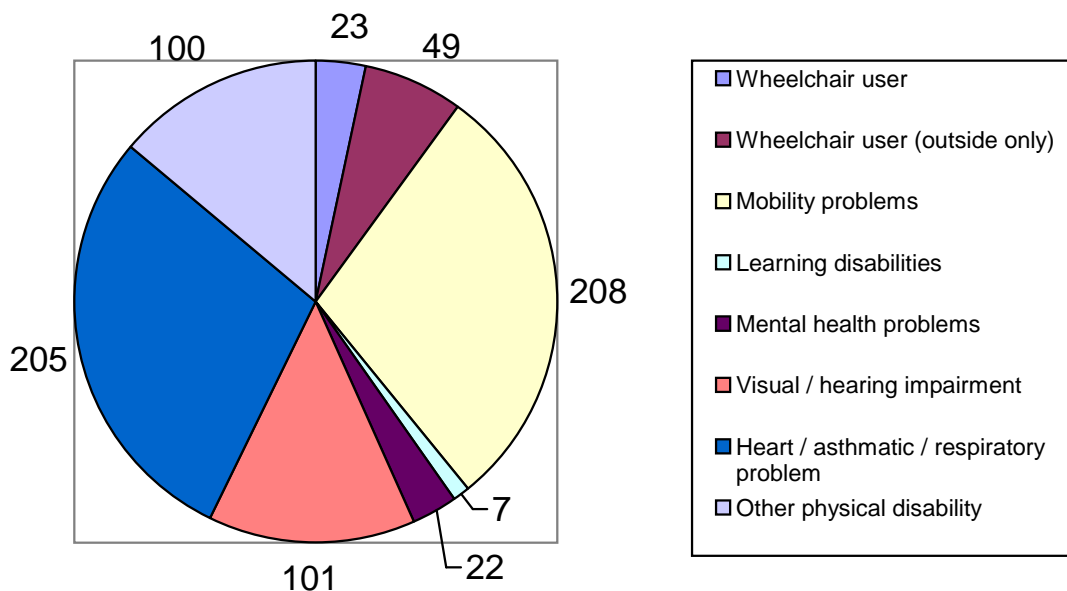
3.1 PREVALENCE FIGURES

- Over 65 age group - an increase of 12,448 individuals (29%) is forecasted between 2006 and 2011
- Above 80 – growth of 20% up to 2021 with 2081 more older people. The group represents 12,6984 people in the area by 2001



3.2 HOUSING NEEDS SURVEY (DCA)

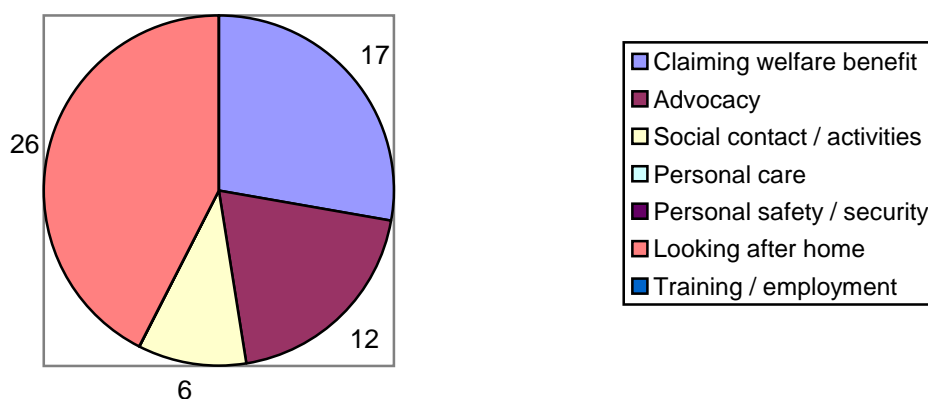
432 older people who responded to the survey stated that they have a long-term illness. The nature of the disability / limiting long term illness is shown below for households with one member with a long-term illness.



Most people felt that they were receiving the care/support that they required as shown below.

	Age 60-74	Age 75+
Need care and receiving it	95	75
Not needing care and receiving it	2	0
Need care and not receiving it	34	13
Not need care and not receiving	7	2

People who are not receiving care but need it, were asked which types of care/support were required. The responses are as follows



3.3 ANALYSIS OF PROVIDER REFERRAL DATA

Wigan and Leigh Housing - Transfer list 2004 (Reasons for Moving)

Reason for Moving	Number of Applicants
Fear of crime	1
Gone home matrimonial	1
Medical	109
Neighbour problems	14
Other	36
Overcrowding	1
Poor environment	16
Receive support	11
To be near relative	11
Under occupation	10

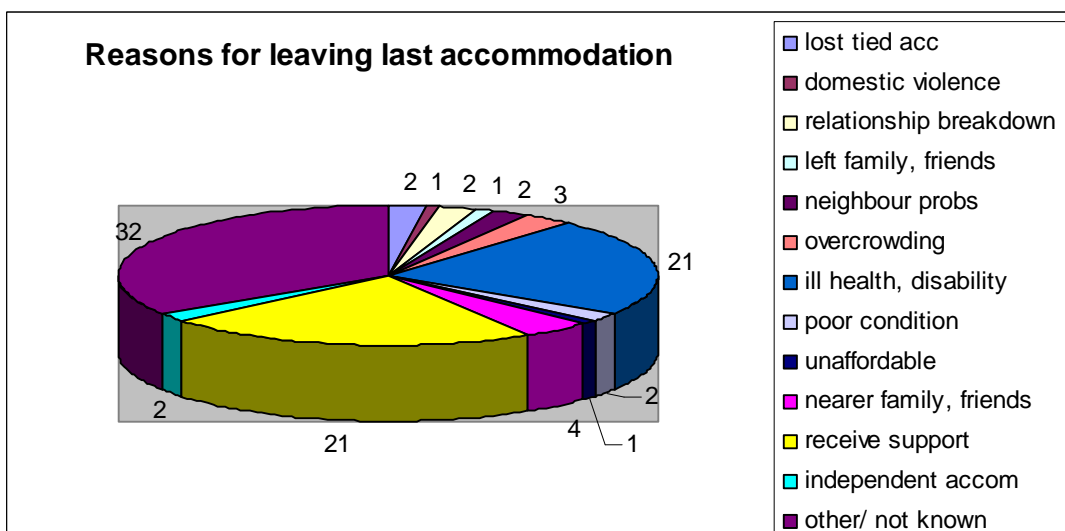
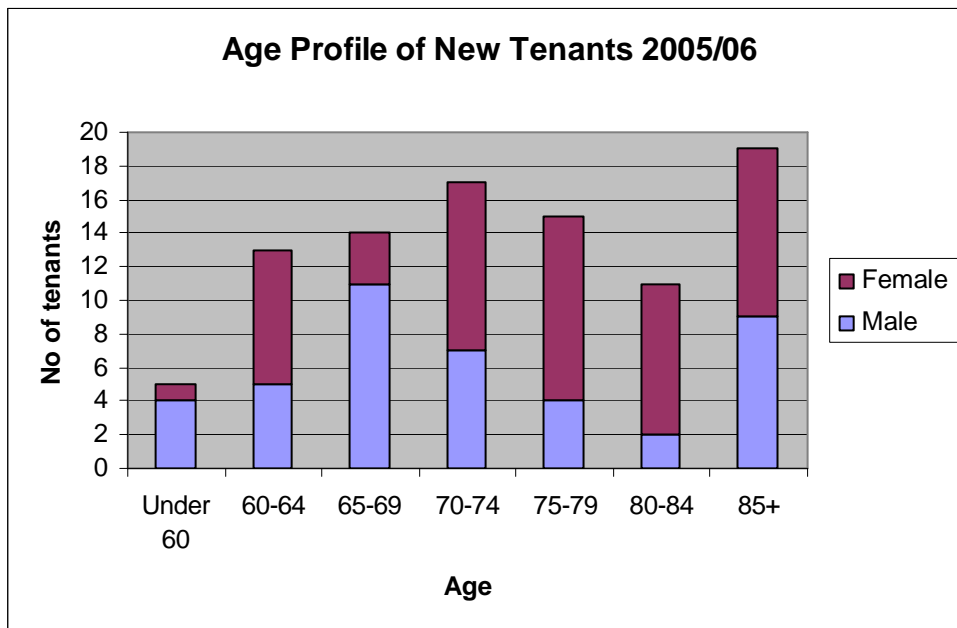
Wigan and Leigh Housing – Transfer List and Waiting List

Township	Transfer List	Transfer List (OCT 06)	Waiting List	Waiting List (OCT 06)
Atherton	35	Leigh Homes 91	58	Leigh Homes 136
Golbourne	6		23	
Tyldesley	11		33	
Hindley	31		57	
Leigh	17		40	
Ashton	7	Wigan Homes	17	Wigan Homes 127
Orrell	12		6	

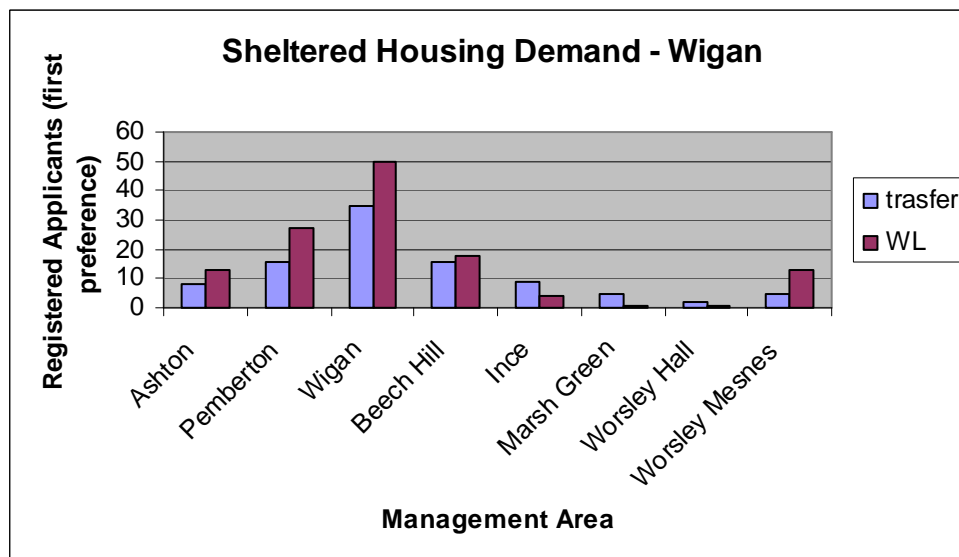
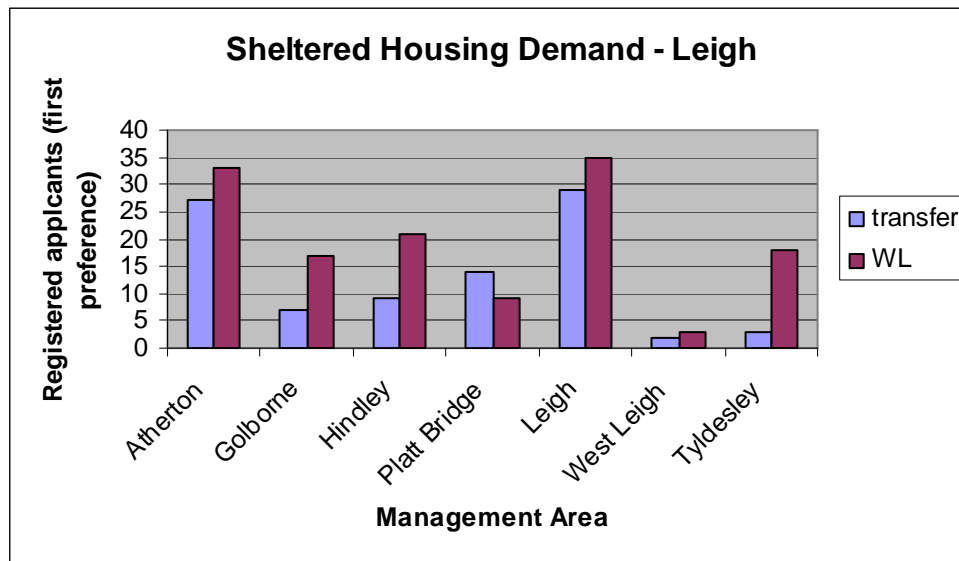
Shevington	14	96	33
Wigan North	56		72
Wigan South	23		26

- 2004 English churches - Clarington place – steady waiting list
- 2004 Hanover – 3 people but all low level of need. People must at least need the meal service to move in

RSLs - Age profile of new RSL sheltered tenants



Wigan and Leigh Housing



3.4 OVER 50S FORUM SURVEY2004 AND SHIP 2006

3.4.1 Problems with Current Accommodation

Problems with Current Accommodation	Number of Individuals Survey 2004	Number of Individuals SHIP 2006
Too big	12	18
Too small	6	14
Needs major repairs	17	7
No central heating	7	8
My health suffers	5	6
Difficulty climbing the stairs/mobility	16	13
Isn't secure	5	4

Feel vulnerable / isolated	6	0
Is in the wrong location	7	4
Too expensive	6	6
Difficulty maintaining garden	55	41
Difficulty arranging minor repairs	42	29
Other	13	
Totall	134	197

3.4.2 Awareness of Services and Types of Accommodation that Respondents Would Consider

Awareness of Services	Number of individuals
Extra care or very sheltered accom	29
Sheltered accommodation	106
Home care	75
Day care	71
Floating Support/Tenancy Support	14
Careline/community alarms	56
Residential homes	104
Nursing homes	96

Types of accommodation that individuals would consider	Number of Individuals
Extra care or very sheltered accom	5
Rented sheltered accom - block of flats	12
Rented sheltered accom - bungalows	45
Retirement housing (buy/own)	23
Day care	14
Home care	22
Floating support/tenancy support	21
Careline/community alarms	20
Council tenancy - house	3
Council tenancy - bungalow	41
Council tenancy - ground floor flat	11
Other	10

3.5 ANALYSIS OF SUPPORTING PEOPLE CLIENT RECORD DATA

Sheltered housing Providers have not been required to submit client record data, consequently the only data available relates to Age Concern's Floating Support scheme

See appendix

3.6 ANALYSIS OF PERFORMANCE INDICATORS

Occupancy

What is the occupancy level of services classified as for older people?

Older People	2004/05	2005/06	2006/07	2006/07	2006/07
---------------------	---------	---------	---------	---------	---------

with Support Needs			Q1	Q2	Q3
Accommodation Based	97.4	96.9	96.1		
Floating Support	100.0	99.0	99.1		

Frail Elderly	2004/05	2005/06	2006/07 Q1	2006/07 Q2	2006/07 Q3
Accommodation Based	93.9	97.2	96.1		
Floating Support	0	0	0		

Throughput

What level of throughput is there in services classified as for older people?

Older People with Support Needs	2004/05	2005/06	2006/07 Q1	2006/07 Q2	2006/07 Q3
Accommodation Based					
Floating Support					

Frail Elderly	2004/05	2005/06	2006/07 Q1	2006/07 Q2	2006/07 Q3
Accommodation Based					
Floating Support					

Outcomes – Floating Support

What proportion of people living in services specifically for older people have been supported to establish and maintain independent living?

	2004/05	2005/06	2006/07 Q1	2006/07 Q2	2006/07 Q3
Floating Support	31	28	9		

Analysis of departures from the floating services

	2004/05	2005/06	2006/07 Q1	2006/07 Q2	2006/07 Q3
Completed support programme	8	24	7	2	7
To independent housing	0	0	0	0	0

To sheltered housing	0	0	0	0	1
To long-term supported housing	0	0	0	0	0
Died	7	4	2	0	0
Committed suicide	0	0	0	0	0
Taken into custody	0	0	0	0	0
To a long-stay hospital /hospice	1	0	0	0	0
To an acute psychiatric hospital	0	0	0	0	0
To a care home	0	0	0	0	0
To a nursing care home	0	0	0	0	0
To short-term supported housing	0	0	0	0	0
Evicted	0	0	0	0	0
Abandoned tenancy	0	0	0	0	0
Unknown / lost contact	14	0	0	0	0
Long-term departures	0	0	0	0	0

Outcomes – Long Term Accommodation Based Services

Where do individuals leaving long term accommodation specifically for people with mental health problems move to?

	2004/05	2005/06	2006/07 Q1	2006/07 Q2	2006/07 Q3
Completed support programme	0	1	4	0	0
To independent housing	34	16	10	6	10
To sheltered housing	19	28	8	6	12
To long-term supported	5	9	1	2	1
Died	149	148	47	32	31
Committed suicide	0	0	0	0	0
Taken into custody	0	0	0	0	0
To a long-stay hospital /hospice	1	0	0	0	0
To an acute psychiatric hospital	0	0	0	0	0
To a care home	18	12	1	2	1
To a nursing care home	29	39	18	9	16
To short-term supported housing	0	0	0	0	0
Evicted	0	0	0	0	1
Abandoned tenancy	0	0	0	0	0
Unknown / lost contact	25	29	7	5	4
Long-term departures	0	0	0	0	0

3.7 CONSULTATION

Consultation Event - Older Peoples Groups

Group 1 - Priorities:

- Communication and co-operation between agencies at both managerial and front-line worker level.
- Preventative Services
- Better use of current services and funding – stop wasting money and equipment unnecessarily.

Equipment loan store (Don't throw away used equipment)	Spending money better e.g. think about general refurbishment – instead of putting in bath pot and shower.
Quicker response to adaptations for people who have need.	Preventative services – crossing gaps between services.
Better promotion of services. Information services myth busting.	Improved hospital discharge.
Need to improve older sheltered stock. - Access issues – steps to bungalows etc. - Home for life etc. - Size needs to be bigger	Where are we wasting money?
Sharing of information between agencies – e.g. training sessions, sharing skills	Predictive refurbishment of houses (e.g. showers not baths)
Particularly assessors	

Group 2

- Lack of information and understanding about local services
- Need to develop a Sheltered Housing Forum
- Need something between sheltered and residential – but don't want to leave the sheltered accommodation that they are used to. People are needing large care packages
- Frail elderly schemes – difficulty with social workers not understanding the criteria
- Low demand for one scheme. Not getting referrals from housing e.g. people needing to move on from sheltered. Previously referrals considered by the ALMO and Hanover – consequently could consider which service would best meet the needs of the individual.

4.0 CURRENT PROVISION: ARE CURRENT SERVICES MEETING LOCAL NEEDS AND PRIORITIES?

4.1 ASSESSMENT AS AT MARCH 2005

Regional data suggests under provision within Wigan for services for older people with support needs, but above average provision for frail older people and older people with mental health problems. Although most sheltered schemes have high levels of occupation, further analysis of waiting lists need to be undertaken to determine the level of demand across the Borough. The waiting list data often suggests a higher level of demand than exists: people either register in case they wish to move in the future or have very specific requirements. The Older Peoples Housing Group is currently developing a Strategy which will consider the role of sheltered housing within the context of all services for older people. Once this strategy has been developed, the resource requirements will be clearer.

Needs analysis shows that older people living in ordinary housing are experiencing problems with arranging major and minor repairs, maintaining gardens and with the design of the properties. Older people also stated that they needed help with claiming benefits, advocacy, and making social contacts. When combined, these findings suggest that there

is a need for additional floating support and care and repair services. These services fit with the Preventative Agenda of the Council.

The consultation indicate that key issues which require addressing are in relation to joint working, raising awareness and provision of information.

The outcome data now available shows that 100% of people in supported accommodation/sheltered accommodation maintain independent living and 97% of people receiving a specialist floating support service

4.1 ASSESSMENT AS AT MARCH 2007

5.0 GAPS AND PRIORITIES

5.1 GAPS – MARCH 2005

The key **gaps** identified in services include:

Gap Identified in Strategy 2005/10	Action taken to Dec '06
Lack of clarity about how extra care/ sheltered housing should develop in the future	Older Persons Housing Study completed. Two strategic groups established to review current provision and produce vision for future.
Lack of information and understanding about local services both amongst service users and staff	POPPs project will raise awareness of a range of services for older people amongst other agencies and older people.
Need to develop Sheltered Housing Forum	Sheltered Housing Operational Group now meeting regularly and attended by providers in the borough
Insufficient floating support – to assist with benefits, accessing community activities, advocacy	Additional floating support not currently a SP priority. Some time limited support available through Pensioner Link as part of POPPs.
Increased provision of care and repair required	Included in POPPs

5.2 PRIORITIES - MARCH 2005

2005/6 floating support services for older people with support needs has been placed in Priority Band 2, whilst sheltered housing services and services for frail older people and older people with mental health problems have been placed in Priority Band 3 pending the conclusion of the Older Peoples Housing Strategy.

- Develop additional floating support if funding available and in line with the recommendations of the strategic review of floating support services.
- Raise awareness/joint working etc - identified below in action plan

5.3 GAPS – JANUARY - MARCH 2007

Still to be completed

5.4 PRIORITIES - JANUARY – MARCH 2007

Still to be completed

6.0 KEY STRATEGIC PLANNING GROUP

Strategic review of sheltered housing working group
Older Peoples Housing Group

7.0 USEFUL DOCUMENTS

Older Peoples Housing Strategy
Adult Services Department – Commissioning Needs Analysis

8.0 RELEVANT LINKS

9.0 ACTION PLAN

OBJECTIVE	TASK	BY WHOM	BY WHEN	PROGRESS
Strategic planning	Undertake a strategic review of extra care/sheltered housing across the Borough within context of all services accommodation/support services for older people	Older People Housing Strategy Group	March 2006 Revised date September 2007	Delayed owing to length of time taken to complete service reviews. Supply and needs mapping underway; criteria established for assessing options for the future.
Capital investment	Assess capital investment required	Housing Strategy Group	March 2006 Revised date September 2007	To be assessed as part of strategic review
Needs Assessment	Identify role/links with single assessment process	Older People Housing Strategy Group	2005/6	To be included within access plan
Service Review	Complete service reviews.	Supporting People Team	December 2005	Completed by March 2006
Joint working	Set up Sheltered Housing Forum	Housing Strategy	June 2005	Sheltered Housing Operational Group set up
	Client record and PI data to be shared with the Older Peoples Housing Group	Supporting People Team	Ongoing from April 2005	Information collated and now included in this document. To be shared on a ..
Information	Market services jointly	Sheltered Housing Operational Group	March 2006	Sheltered promotional leaflet/directory currently being prepared
Training	Provide joint training sessions to increase understanding of role of extra care	Sheltered Housing Operational group	March 2006	

SUPPORTING PEOPLE WITH CLIENT RECORD DATA: OLDER PEOPLE

Every supporting People funded service (except for sheltered housing) is required to complete a client record form for each new service user. The aggregated data for Older People is shown in the tables included below.

TABLE	DATA
	Primary needs, secondary needs and ethnic origin
Table 1	Number of older people with primary or secondary need
Table 2	Secondary needs of older people - up to 3 can be selected
Table 3	Ethnic origin of older people
	Types of SP services used
Table 4	Type of SP service occupied by older people e.g. supported housing, foyer, floating support etc
Table 5	The designation (by client group) of SP services occupied by older people
	Previous accommodation occupied
Table 6	The type of accommodation occupied by older people immediately prior to receiving SP support
	Referrals
Table 7	The types of organisation which referred older people to SP services
	Number of older people accessing SP services requiring assistance under a range of statutory frameworks:
Table 8	Care Management
Table 9	Care Programme Approach
Table 10	Probation Service or Youth Offending Team
Table 11	Drug Intervention Programme
Table 12	Statutorily homeless and owed a main homeless duty
	Number of older people accessing SP services who have been assessed as a high risk under:
Table 13	Care Programme Approach (enhanced)
Table 14	Multi Agency Protection Panel
Table 15	Number of older people accessing SP services subject to the requirement of an Anti Social Behaviour Orders
	Local Connection
(Table 16)	Geographical location of the accommodation occupied by older people immediately prior to receiving support

SUPPORTING PEOPLE CLIENT RECORD DATA: OLDER PEOPLE

Table 1 **How many Older people have accessed Supporting People funded services?**

	<i>2003/4</i>	<i>2004/5</i>	<i>2005/6</i>	<i>2006/7 Q1 – Q3</i>	<i>2007/8</i>
Primary client group designation of people with mental health problems	52	31	32	39	
Secondary client group designation of people with mental health problems with support needs	2	16	14	22	
Total	54	47	46	61	

Tables 2-16 provide additional information about the circumstances and needs of older people as a primary need (e.g. 2005/6 – 32 people as indicated in the above table)

Table 2 **What are the secondary needs of older people?**

<i>Secondary Need</i>	<i>Number of Older people</i>				
	<i>2003/4</i>	<i>2004/5</i>	<i>2005/6</i>	<i>2006/7 Q1 – Q3</i>	<i>2007/8</i>
Older people with support needs	0	0	0	3	
Older people with mental health needs	4	3	1	1	
Frail elderly	25	22	17	14	
Mental health problems	5	2	1	5	
Learning disabilities	0	0	3	0	
Physical disabilities	8	12	16	11	
Single homeless with support needs	0	0	0	0	
Alcohol problems	0	0	1	0	
Drug problems	0	0	0	0	
Offenders or at risk of offending	0	0	0	0	
Mentally disordered offenders	0	0	0	0	

Secondary Need	Number of Older people				
	2003/4	2004/5	2005/6	2006/7 Q1 – Q3	2007/8
Older people with support needs	0	0	0	3	
Young people at risk	0	0	0	0	
Young people leaving care	0	0	0	0	
Women at risk of domestic violence	0	0	0	0	
People with Hiv/AIDS	0	0	0	0	
Homeless families	0	0	0	0	
Teenage parents	0	0	0	0	
Rough sleepers	0	0	0	0	
Traveler	0	0	0	0	
Complex	0	2	0	0	

Table 3 What is the ethnic origin of older people accessing SP services?

Ethnic Origin	Number of Older people				
	2003/4	2004/5	2005/6	2006/7 Q1 – Q3	2007/8
White: British	48	30	32	39	
Irish	1	0	0	0	
Other	0	0	0	0	
Mixed: White & Black Caribbean	0	0	0	0	
White & Black African	0	0	0	0	
White & Asian	0	0	0	0	
Other	0	0	0	0	
Asian or Asian British: Indian	1	0	0	0	
Pakistani	0	0	0	0	
Bangladeshi	0	0	0	0	
Other	0	0	0	0	
Black or Black British: Caribbean	1	0	0	0	
African	0	0	0	0	
Other	0	0	0	0	
Chinese or other ethnic group: Chinese	0	1	0	0	

	<i>Number of Older people</i>				
<i>Ethnic Origin</i>	<i>2003/4</i>	<i>2004/5</i>	<i>2005/6</i>	<i>2006/7 Q1 – Q3</i>	<i>2007/8</i>
Other ethnic group	1	0	0	0	
Refused	0	0	0	0	
Total	52	31	32	39	

Table 4 What types of Supporting People services are occupied by people with mental health problems?

	<i>Number of Older people</i>				
<i>Type of Service</i>	<i>2003/4</i>	<i>2004/5</i>	<i>2005/6</i>	<i>2006/7 Q1 – Q3</i>	<i>2007/8</i>
Supported housing	0	2	0	1	
Residential care home	0	0	0	0	
Adult placement	0	0	0	0	
Supported lodgings	0	0	0	0	
Women's refuge	0	0	0	0	
Foyer	0	0	0	0	
Teenage parent accom	0	0	0	0	
Direct access	0	0	0	0	
Floating support	52	29	32	38	
Outreach service	0	0	0	0	
Resettlement service	0	0	0	0	
Total	52	31	32	39	

Table 5 What is the designation of services occupied by Older people?

<i>Designation of Service</i>	<i>Number of Older people</i>				
	<i>2003/4</i>	<i>2004/5</i>	<i>2005/6</i>	<i>2006/7 Q1 – Q3</i>	<i>2007/8</i>
Older people with support needs	50	24	21	29	
Older people with mental health needs	0	0	0	0	
Frail elderly	0	0	0	0	
Mental health problems	2	2	8	10	
Learning disabilities	0	0	0	0	
Physical disabilities	0	0	0	0	
Single homeless with support needs	0	1	0	0	
Alcohol problems	0	0	0	0	
Drug problems	0	0	0	0	
Offenders or at risk of offending	0	1	0	0	
Mentally disordered offenders	0	0	0	0	
Young people at risk	0	0	0	0	
Young people leaving care	0	0	0	0	
Women at risk of domestic violence	0	0	0	0	
People with Hiv/AIDS	0	0	0	0	
Homeless families with support need	0	0	0	0	
Teenage parents	0	0	0	0	
Rough sleepers	0	0	0	0	
Traveler	0	0	0	0	
Generic	0	0	0	0	
Total	52	31	32	39	

Table 6 **What types of accommodation were occupied by Older people immediately prior to receiving the SP service?**

<i>Type of Accommodation</i>	<i>Number of people with Mental Health Problems</i>				
	<i>2003/4</i>	<i>2004/5</i>	<i>2005/6</i>	<i>2006/7 Q1 – Q3</i>	<i>2007/8</i>
Local Authority general needs tenancy	29	7	15	11	
RSL as above	0	1	1	4	
Private sector tenancy	1	2	2	4	
Tied housing or rented with job	0	0	0	0	
Owner occupation	22	16	10	11	
Supported Housing	0	0	0	0	
Direct access hostel	0	0	0	0	
Women's Refuge	0	0	0	0	
Foyer	0	0	0	0	
Housing for older people	0	0	0	0	
Residential care home	0	1	1	0	
Hospital	0	3	1	1	
Prison	0	0	0	0	
Approved probation hostel	0	0	0	0	
Children's home/foster care	0	0	0	0	
Bed and breakfast	0	0	1	0	
Short life housing	0	0	0	0	
Living with family	0	1	1	1	
Living with friends	0	0	0	0	
Mobile Home/Caravan	0	0	0	0	
Any other temp accom	0	0	0	0	
Rough sleeping	0	0	0	0	
Other	0	0	0	7	
Total	52	31	32	39	

Table 7 Who referred Older people to SP services?

<i>Referring Agency</i>	<i>Number of Older People</i>				
	<i>2003/4</i>	<i>2004/5</i>	<i>2005/6</i>	<i>2006/7 Q1 – Q3</i>	<i>2007/8</i>
LA Housing Department referral	4	2	5	3	
Social services	7	3	1	8	
Probation service/prison	8	6	10	0	
Nominated by local housing authority	0	0	0	7	
Community Mental Health Team	1	0	0	2	
Voluntary agency	1	3	0	6	
Self referral/Direct application	19	8	7	7	
Nominated under MoveUK	0	0	0	0	
Client applied for internal transfer	0	1	5	3	
Moving from another RSL	0	0	0	0	
Health service/GP	0	0	0	1	
Youth Offending Team	0	0	0	0	
Police	0	0	0	0	
Other	12	8	4	2	
Total	52	31	32	39	

Tables 8-12 show the number of Older people accessing sp services requiring assistance under a range of statutory frameworks:

- **Care Management (Table 8)**
- **Care Programme Approach (Table 9)**
- **Probation Service or Youth Offending Team (Table 10)**
- **Drug Intervention Programme (Table 11)**
- **Statutorily homeless and owed a main homeless duty (Table 12)**

Table 8 How many Older people accessing SP services have been accepted under the Care management (Social Services) framework?

	<i>Number of Older people</i>				
<i>Care Management Framework</i>	<i>2003/4</i>	<i>2004/5</i>	<i>2005/6</i>	<i>2006/7 Q1 – Q3</i>	<i>2007/8</i>
Yes	13	5	7	1	
No	18	20	23	24	
Don't know	21	6	2	14	
Total	52	31	32	39	

Table 9 How many Older people are subject to the Care Programme Approach (mental health)?

	<i>Number of Older people</i>				
<i>Care Programme Approach</i>	<i>2003/4</i>	<i>2004/5</i>	<i>2005/6</i>	<i>2006/7 Q1 – Q3</i>	<i>2007/8</i>
Yes	4	0	0	1	
No	22	25	26	23	
Don't know	26	6	6	15	
Total	52	31	32	39	

Table 10 How many Older people accessing SP services are under the supervision of the Probation Service or in receipt of services provided by YOT?

	<i>Number of Older people</i>				
<i>Probation Service/YOT</i>	<i>2003/4</i>	<i>2004/5</i>	<i>2005/6</i>	<i>2006/7 Q1 – Q3</i>	<i>2007/8</i>
Yes	0	0	0	0	
No	27	26	31	24	
Don't know	25	5	1	15	
Total	52	31	32	39	

Table 11 How many Older people accessing SP services receive support provided by a Drugs Intervention Programme Worker

<i>Drugs Intervention Programme</i>	<i>Number of Older people</i>				
	<i>2003/4</i>	<i>2004/5</i>	<i>2005/6</i>	<i>2006/7 Q1 – Q3</i>	<i>2007/8</i>
Yes	0	0	0	0	
No	0	0	0	24	
Don't know	0	0	0	15	
Total	0	0	0	39	

Table 12 How many Older people are Statutorily Homeless and owed a Main Homelessness Duty?

<i>Statutorily Homeless</i>	<i>Number of Older people</i>				
	<i>2003/4</i>	<i>2004/5</i>	<i>2005/6</i>	<i>2006/7 Q1 – Q3</i>	<i>2007/8</i>
Yes	0	3	4	3	
No	27	26	28	21	
Don't know	25	2	0	15	
Total	52	31	32	39	

Table 13 How many Older people s accessing SP funded services are subject to the Care Programme Approach(enhanced)?

<i>CareProgramme Approach (enhanced)?</i>	<i>Number of Older people</i>				
	<i>2003/4</i>	<i>2004/5</i>	<i>2005/6</i>	<i>2006/7 Q1 – Q3</i>	<i>2007/8</i>
Yes	0	0	0	1	
No	26	25	27	23	
Don't know	26	6	5	15	
Total	52	31	32	39	

Table 14 How many Older people accessing SP services are subject to the Multi Agency Public Protection Arrangements?

	<i>Number of Older people</i>				
<i>MAPPA</i>	<i>2003/4</i>	<i>2004/5</i>	<i>2005/6</i>	<i>2006/7 Q1 – Q3</i>	<i>2007/8</i>
Yes	0	0	0	0	
No	28	25	30	24	
Don't know	24	6	2	15	
Total	52	31	32	39	

Table 15 How many Older people accessing SP services are subject to requirements under an Anti Social Behaviour Order (ASBO)?

	<i>Number of Older people</i>				
<i>ASBO</i>	<i>2003/4</i>	<i>2004/5</i>	<i>2005/6</i>	<i>2006/7 Q1 – Q3</i>	<i>2007/8</i>
Yes	0	0	0	0	
No	0	0	0	27	
Don't know	0	0	0	12	
Total	0	0	0	39	

Table 16 Previous Local Authority

	<i>Number of Older people</i>				
	<i>2003/4</i>	<i>2004/5</i>	<i>2005/6</i>	<i>2006/7 Q1 – Q3</i>	<i>2007/8</i>