



Welcome to Wigan induction

Sharon Adams

14 September 2011

People Directorate – Children, Adults and Families

Purpose

To supply newly appointed NQT's with information about the support they can access from the Local Authority as well as providing them with an opportunity to network with other NQT's and make contact with representatives of professional associations.

Session objectives

- Describe the role of the Cabinet Portfolio holder for Children and Young Peoples Services
- Explain what functions are carried out by the People Directorate for Children, Adults and Families
- Describe what you can expect to experience during your NQT year
- Demonstrate an understanding of what support is available from the Local Authority
- Meet professional association representatives
- Network with other newly qualified teachers

Introductions and domestics

- Fire assembly point
- Mobile phones to silent
- Toilets

Portfolio Holder for Children and Young People's Services

Councillor Susan Loudon

14th September 2011

People Directorate: Children, Adults and Families

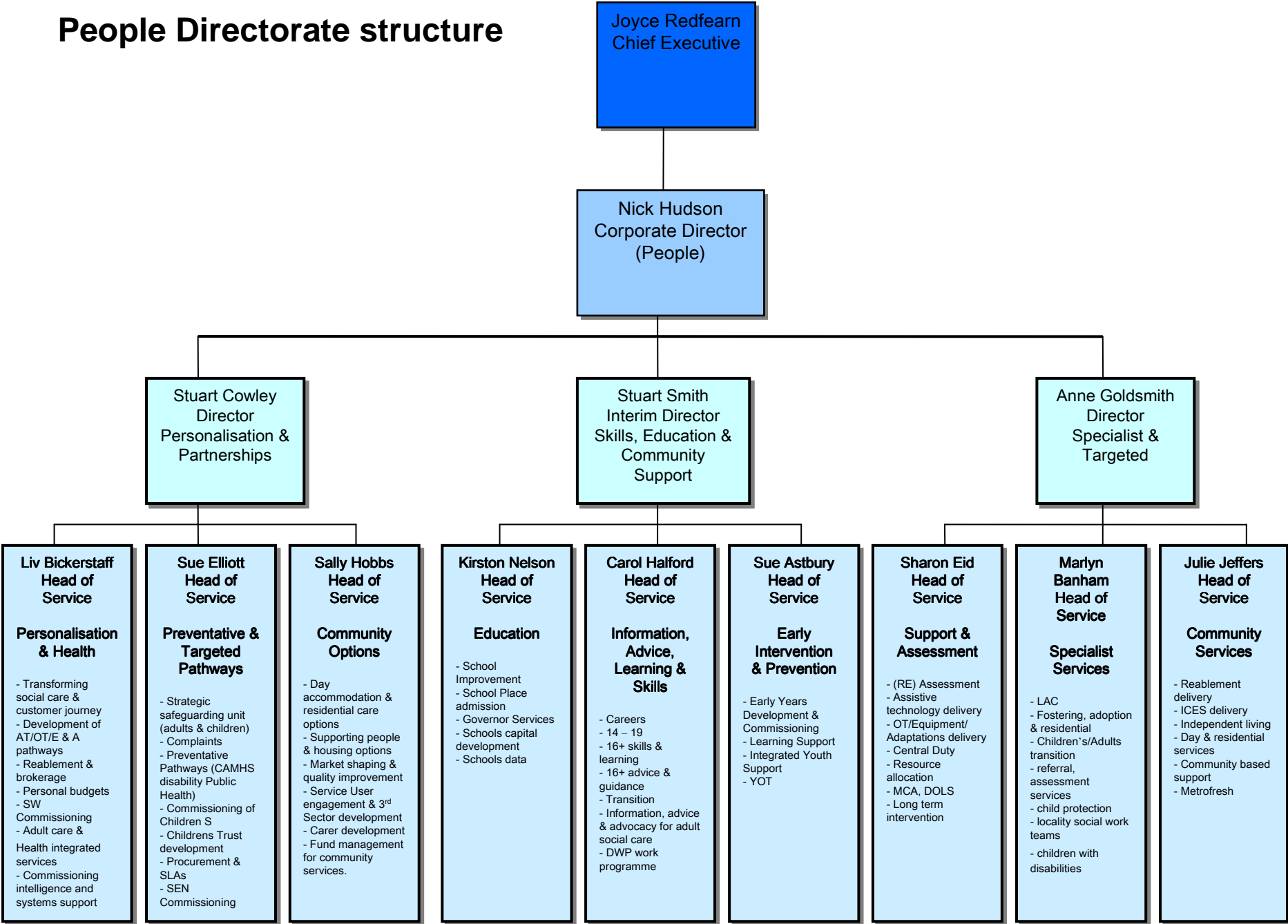
People Directorate: Children, Adults and Families

Nick Hudson, Corporate Director

14th September 2011

People Directorate: Children, Adults and Families

People Directorate structure

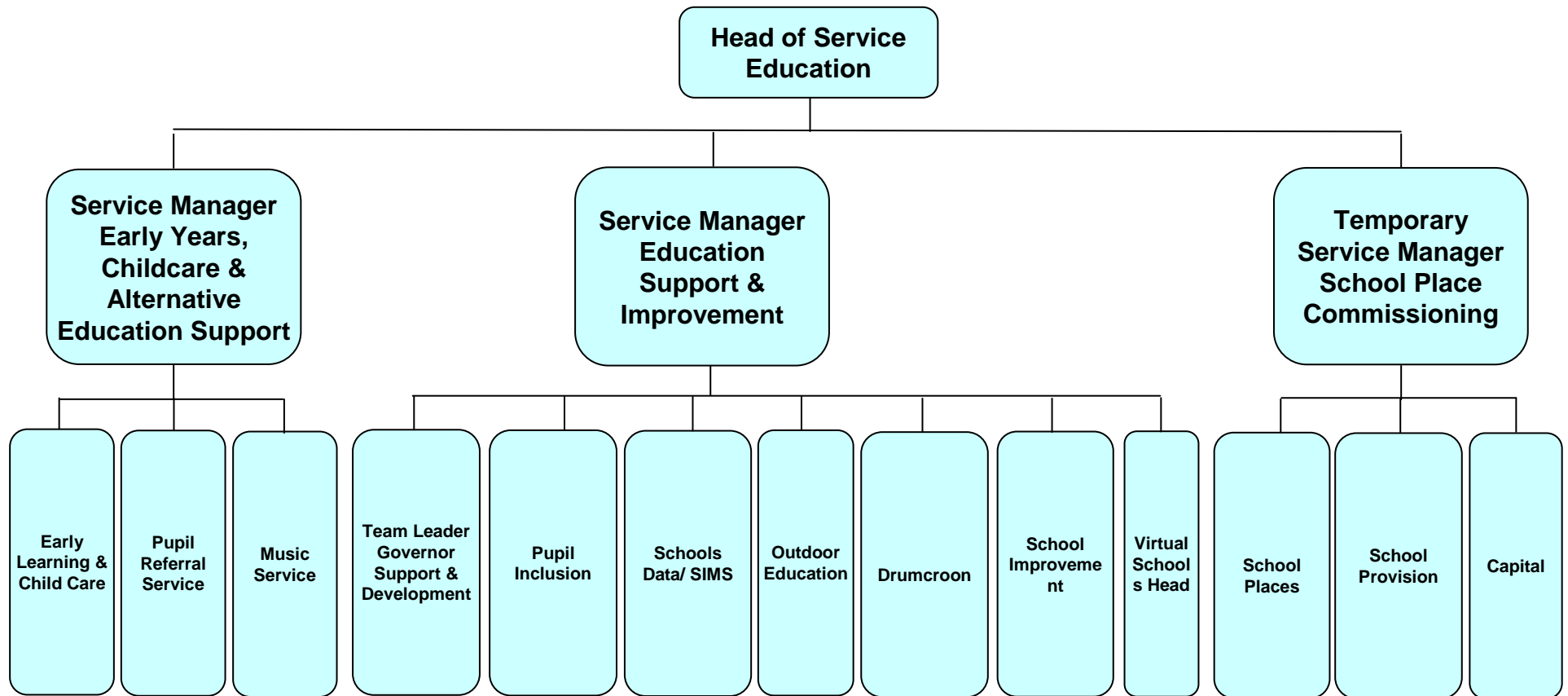


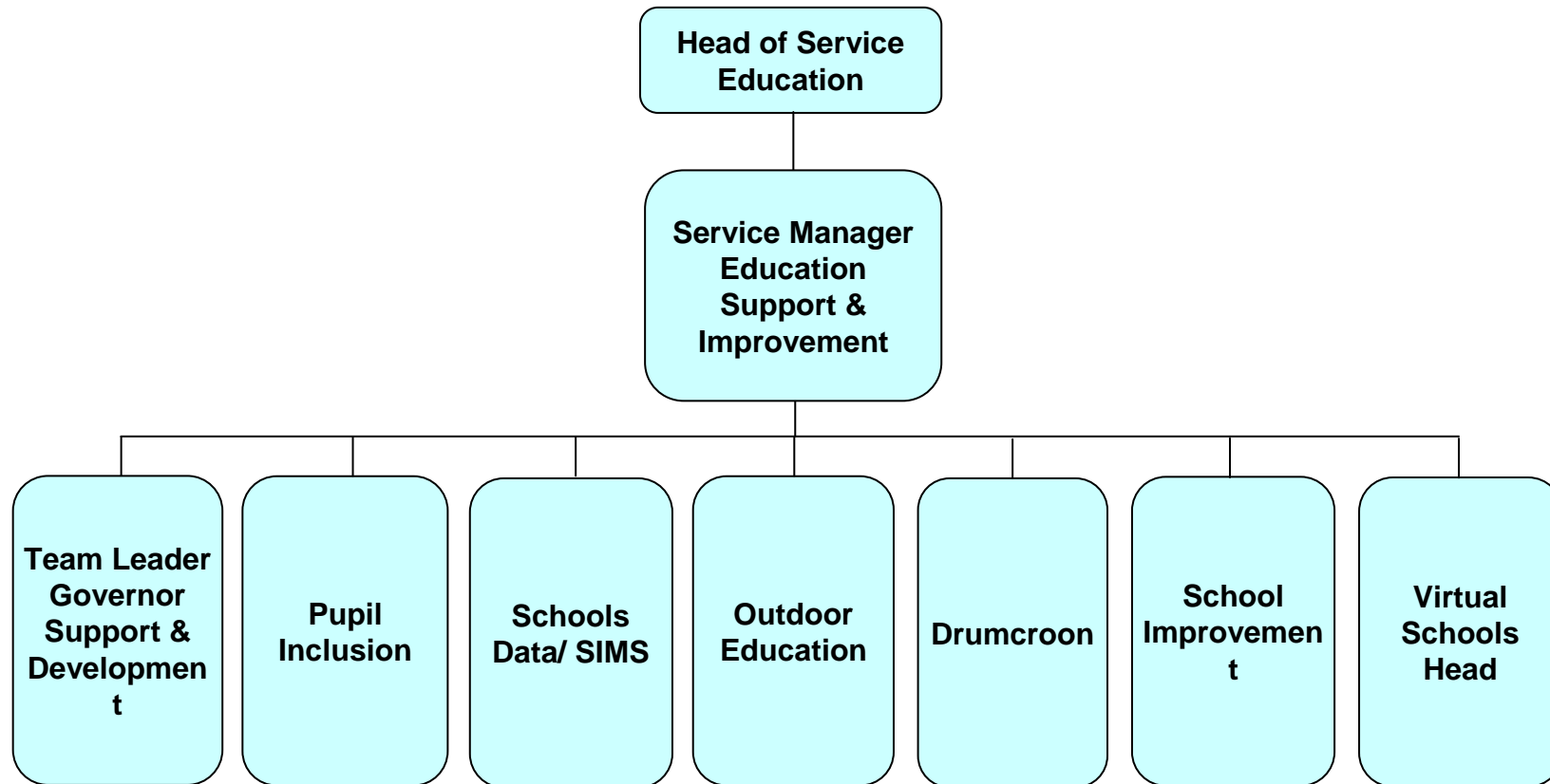
Education Service Structure

Kirston Nelson

14th September 2011

People Directorate: Children, Adults and Families







Paul McIntyre

Maths Teacher

14 September 2011

Welcome to Wigan NQTs



Paul McIntyre

Maths Teacher
Shevington High School

Successfully completed
NQT

July 2011

Having passed PGCE from
Liverpool Hope 2010

In this presentation I will....

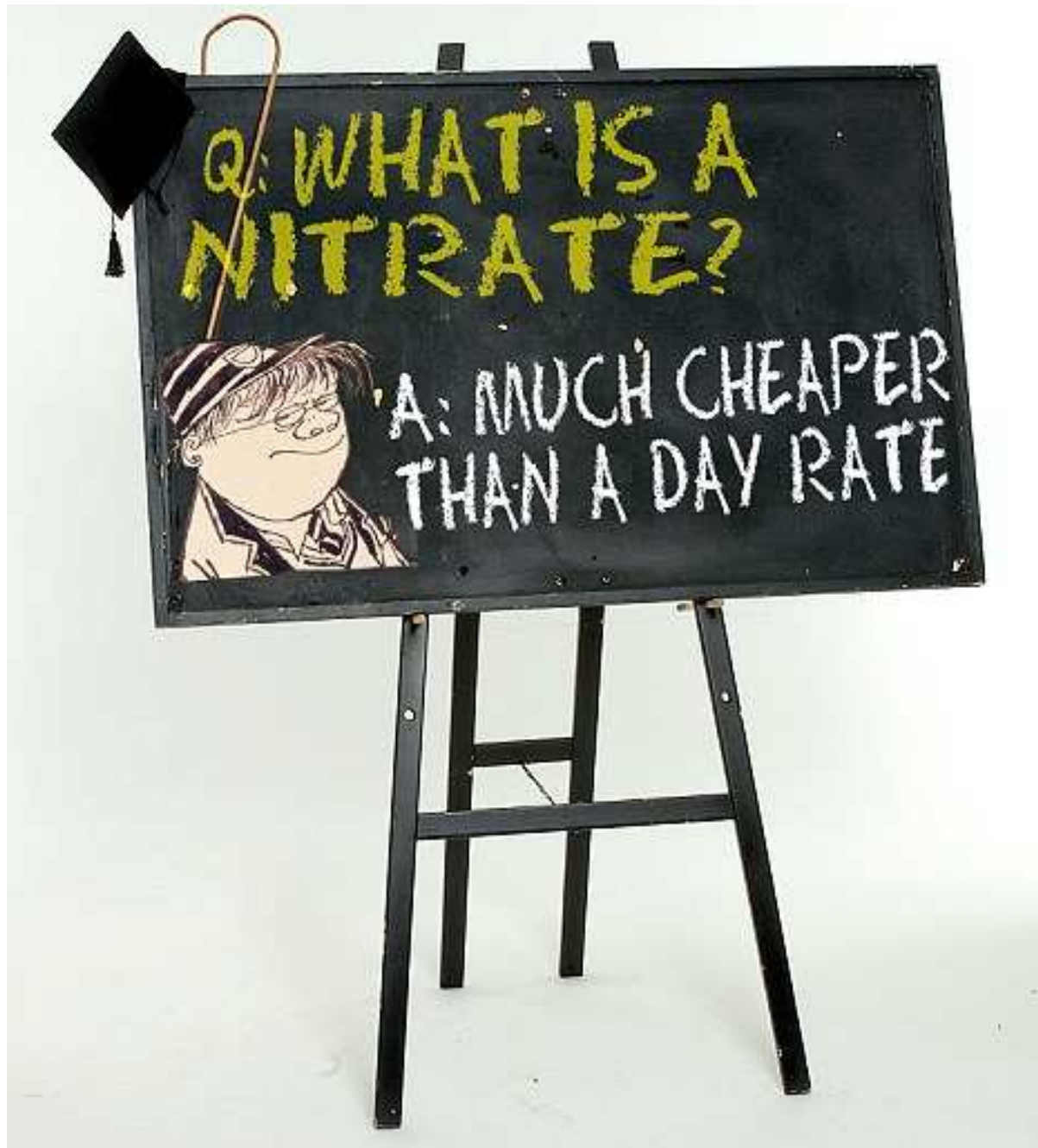
- Look at where you are at after your PGCE
- See what you might expect from your NQT year
- Cover what experiences I've had so far in my first year of teaching and try to pass on some tips
- Answer any questions you might have about my first year of teaching (or direct you to someone who knows)

What have you learnt so far?

Before we think about what might happen in the future, lets just reflect a little bit about how far you have already come since last September.

Remember back to your very first day of school experience – how much better are you now at teaching?

Imagine again how much better a teacher you will be in another year, or 2, or 5 or even 10!!!



This is why
we've all
gone into
teaching...

.

.... isn't it?

Explain the phrase 'free press'.

When your mum irons
trousers for you.

What Makes A Good Teacher

Has a good sense of humour/smiles

Is fair and has good discipline

Is kind /patient

Is intelligent/ knows the subject

Understands /respects everyone as an individual

Sets a good example

Doesn't give up / Believes in everyone

Always helps people having difficulties

**Gives incentives, rewards or house points
Says "Well done!"**



Some things should be getting easier:

- Clearer projection of voice in class
- Should be spending less time to plan a lesson (no longer 3 hours)
- More aware of the names of pupils
- Improved behaviour – or at least know a few more strategies that may help
- More comfortable in the classroom environment

What can you do to make it easier?

- Get organised – and plan!!! USE A PLANNER
- File everything – don't do it later, do it now (standards)
- Don't re-invent the wheel – try to strike a balance (use resources that are already available – e.g. Boardworks / Worksheets)
- You will make mistakes, try to learn from them. Speak to colleagues
- Share information – with each other in school, with other NQTs, people from your class at university

First Year of Teaching

1. You are entitled to professional support – use your NQT Co-ordinator
2. You are a professional, you should be treated fairly by other members of staff
3. You are a highly valuable resource to your department – share with them new ideas

YOU are a valuable resource!!!

- You all have been most recently trained in new, modern learning ideas
- You will have access/used new technologies and websites
- You all will have new ideas to share (and compare) with your more experienced colleagues
- You have a voice within school

Advantages of being an NQT

- Fresh eyes
- Fresh start
- A chance to reflect – make use of your non contact time
- Enthusiasm

Teacher – best job in the world?

- No day is the same
- Expect to be challenged intellectually, physically and emotionally each day
- You may be at the bottom of the teaching pile – keep smiling and keep trying!
- Try to keep one day of the weekend 'school free'
- Try to do an extra curriculum activity in school THAT YOU ENJOY and YOU can look forward to through the week

....and finally to leave you....

Assess Fashion House plc's choice to locate its factory near Birmingham. Is Birmingham the right location for this type of business?

No. People from Birmingham aren't very fashionable.

Thank you for your
time.

Any questions?



Welcome To Wigan

Your Induction Year

Catherine Baggaley
School Workforce Development
AST

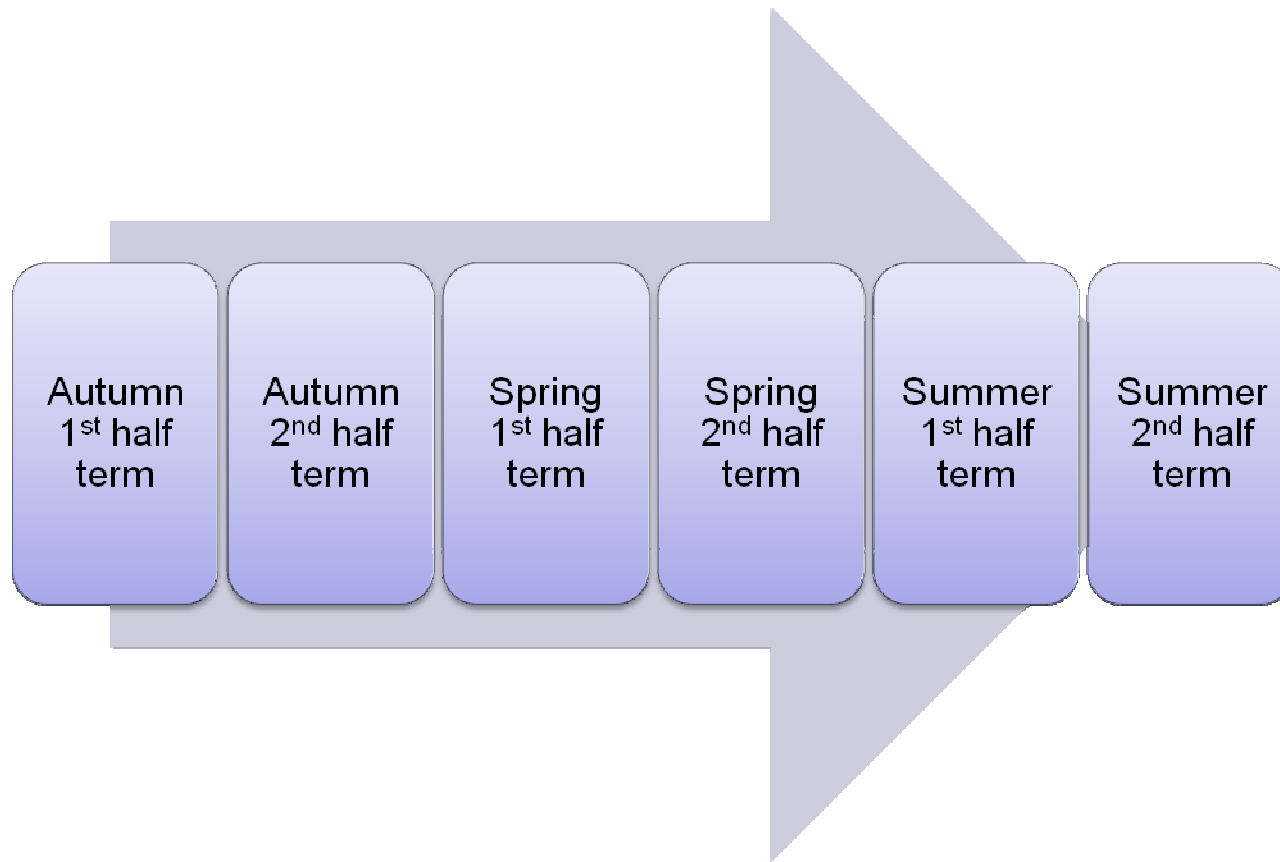
**Your induction period will
be unique.**

Induction

There are two main aspects to induction:

1. It will last 3 Terms
2. You will be assessed against Core Standards

Your NQT Year 2011-2012



Your NQT Year 2011-2012

- Meeting your class/classes
- School meetings
- Parents evenings
- Training opportunities
- Meeting your induction Tutor
- Lesson observations
- Observing other teachers teach.
- Review Meetings
- First Formal assessment
- Second Formal assessment
- Final assessment
- Meeting the SENCO
- Setting objectives
- Produce a professional portfolio against the core standards.

The End of the First 4 Weeks

- Meet with your Induction Tutor to self evaluate your initial teacher training.
- Agree a pattern of observations and reviews.
- Complete a personalised programme of induction.
- Set objectives.
- Be observed Teach.

End of 1st Term

- Carry out a progress review.
- Be observed teach.
- Start to complete a professional portfolio.
- Your induction Tutor will complete your first formal assessment and send it to Wigan.

End of 2nd term.

- Set new Objectives and agree a programme of induction.
- Be observed teach twice.
- Review objectives.
- Your induction Tutor will complete your Second formal assessment and send it to Wigan.

End of the third term

- Complete your professional portfolio as evidence you have completed the core standards.
- Carry out a progress review.
- Your induction Tutor will complete your final formal assessment and send it to Wigan.

What Can you Expect?

- 10% reduction in timetable in addition to the guaranteed minimum 10% for Planning, Preparation and Assessment (PPA)
- Additional support in case of difficulty
- A named Local Authority contact:
Sharon Adams
s.adams@wigan.gov.uk
Tel: 01942 486485
- A recommendation on completion

The Core Standards

- A coherent and progressive set of standards for classroom teachers
- To compete induction successfully, NQTs must show by the end of induction that they have met the standards

Guidance on the Standards

- Can be found on <http://www.wigan.gov.uk/Services/EducationLearning/Schools/NewlyQualifiedTeacher/> and www.wiganschoolsonline.net/nqt
- Groups the 41 standards into themes:
 - Developing Constructive Relationships
 - Working within the Law and Frameworks
 - Professional Knowledge and Understanding
 - Professional Skills
 - Developing Practice

Career Entry Development Programme (CEDP)

- You should have signed off Transition Point 1
 - Transition Point 2 – at the start of induction
- Discuss your priorities with your induction tutor/mentor
- Plan your induction programme

Using Your Career Entry Development Profile

Gathering evidence:

- Reports on your teaching;
- Observation reports
- Examples of your planning
- Records of objectives set during your ITT programme
- Your own audits of your progress towards the core standards
- Pupils progress.

Wigan Support Materials for NQTs

- **To help NQTs:**
 - To monitor their progress against the core standards
 - To identify their professional development needs and priorities, including any further experience, monitoring and support that would be helpful
 - To help lesson planning - use template/websites etc
 - To help reflection upon practice
 - To support accreditation opportunities

Further Support

- <http://www.wigan.gov.uk/Services/EducationLearning/Schools/NewlyQualifiedTeacher/> and www.wiganschoolsonline.net/nqt
- Materials for NQTs and NQT Mentors
- CPD courses
- Mentor network meetings

Contact Details

Catherine Baggaley

AST

The Learning Centre

Park Road

Hindley

Wigan

WN2 3 RY

Tel: 01942 767065

cbaggaley@shevingtonhigh.org.uk

Welcome to Wigan



Thank you for your time

Any questions.

www.wigan.gov.uk