



Key to performance tables

For the key performance measures of the CYPP, the tables for each key outcome use several symbols to help interpret performance, as follows:

Performance against our targets	
★	Performance better than target range
●	Performance within target range
▲	Performance worse than target range
NT	No formal local target for this indicator currently

Direction of change	
✓	Performance was better than the year before
✗	Performance was worse than the year before
→	Performance is the same as last year
NA	Unable to compare with last year



CYPP/LAA Key Performance Measures for Children and Young People

Key Performance Measure	LAA	Latest performance			2008/09	2009/10	2010/1
		Target	Actual				
NI 112 / BVPI 197: Percentage change in number of conceptions amongst 15 to 17 year olds	X	52.2 (-26.8%)	52.9 (-1%)	▲ ✓	46.4 (-13%)	39.9 (-26%)	33.3 (-38%)
NI 55 Obesity in Primary School Age Children in Reception Year			10.3%		10.3%	10.3%	10.3%
NI 56 Obesity among primary school age children in Year 6	X		16.9%		16.9%	16.9%	16.9%
NI 53 Prevalence of breastfeeding at 6-8 weeks from birth					30%	32%	34%
NI 60 Core Assessments completed within 35 working days	X	62%	70%	★ ✓	75.1%	77.0%	83%
NI 64 Child Protection Plans lasting 2 years or more		3%	0%	★ ✓	3%	3%	3%
2016SC Percentage of referrals that are repeat referrals within 12 months		25%	28.9%	▲ ✓	25%	23.5%	22%
NI 101 Children in Care achieving 5 or more GCSEs at A*-C	X		0%		24%	27.3%	
NI 62 Stability of Placements of looked after children: number of moves		9.0%	10.8%	▲ ✓	9.0%	9.0%	9.0%
NI 63 Children in Care Stability of Placements: length of placement	X	73%	73.5%	● ✓	75%	77%	80%
NI 92 Narrowing the gap between the lowest achieving 20% in the EYFSP and the rest	X	33.6%	34.8%	● ✓	29.3%	28.7%	
NI 102a Achievement gap FSM KS2 (English and Maths)	X		20%		18%	16%	14%
NI 102b Achievement gap FSM KS4	X		26.1%		24%	22%	20%
NI 19 Rate of proven reoffending by young offenders			39.4%		37.4%	35.4%	33.4%
NI 45 Young offenders engagement in suitable education employment or training (EET)		90%	67.3%	▲	75%	85%	90%
NI 111 First time entrants to youth justice system	X	-5%	- 12.9%	★ ✓	15%	-20%	-25%
NI 57 Children and Young People's participation in high quality PE and sport					25%	60%	90%
NI 110 Young people's participation in positive activities	X					To be agreed (LAA)	To be agreed (LAA)

Key Performance Measure	LAA	Latest performance			2008/09	2009/10	2010/1
		Target	Actual				
CYPP Local Indicator – access to positive activities for young people with LDD			1.3%		2.5%	3.75%	5%
NI 79 Achievement of a Level 2 qualification by the age of 19		70%	69%	● ✓	71%	72%	73%
NI 80 Achievement of a Level 3 qualification by the age of 19		41%	40%	● ✓	42%	43%	44%
NI 117 NEET	X	8.8%	8.16%	★ ✓	7.8%	7.5%	6.8%
NI 72 At least 78 points across EYFS with at least 6 in PSED and CLL	X	50.8%	55.8%	★ ✓	57.20%	60%	
NI 73 Level 4+ in both English and Maths at KS2	X		73.5%			79%	
NI 74 Level 5+ in both English and Maths at KS3	X		66.2%			74%	
NI 75 5+ A*-C including English and Maths	X		44.7%		49%	52%	
NI 83 Level 5+ Science KS3	X		72%		79%	79%	
NI 87 Secondary School persistent absence	X		6.8%			5.8%	
NI 93 Progression by 2 levels in English between KS1 and KS2	X		85.6%			90%	
NI 94 Progression by 2 levels in Maths between KS1 and KS2	X		78.9%			85%	
NI 95 Progression by 2 levels in English between KS2 and KS3	X		23.3%			35%	
NI 96 Progression by 2 levels in Maths between KS2 and KS3	X		52.8%			63%	
NI 97 Progression by 2 levels in English between KS3 and KS4	X		51.7%			59.3%	
NI 98 Progression by 2 levels in Maths between KS3 and KS4	X		27.1%			33%	
NI 99 Children in Care reaching level 4 in English at KS2	X		42.86%		55%	42.1%	
NI 100 Children in Care reaching level 4 in Maths at KS2	X		47.62%		50%	42.1%	

National Indicators for Children and Young People


As part of ongoing needs assessment for the CYPP, the CYPF Partnership will be monitoring performance against the complete set of national indicators identified for children and young people. This will be in addition to tracking progress against the targets and indicators in the CYPP and Wigan LAA (see Annex 2)

Title of National Indicator

Children & Young People

Be Healthy:

- NI 50 Emotional health of children PSA 12
- NI 51 Take up of school lunches PSA 12
- NI 53 Prevalence of breastfeeding at 6 – 8 weeks from birth PSA 12
- NI 54 Services for disabled children PSA 121
- NI 55 Obesity in primary school age children in Reception PSA 12
- NI 56 Obesity in primary school age children in Year 6 DCSF DSO
- NI 57 Children and young people's participation in high-quality PE and sport DCSF DSO
- NI 58 Emotional and behavioral health of looked after children DCSF DSO

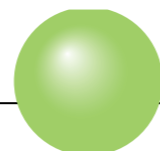


Title of National Indicator

Children & Young People

Stay Safe:

- NI 59 Percentage of initial assessments for children's social care carried out within 7 working days of referral DCSF DSO
- NI 60 Percentage of core assessments for children's social care that were carried out within 35 working days of their commencement DCSF DSO
- NI 61 Timeliness of placements of looked after children for adoption following an agency decision that the child should be placed for adoption DCSF DSO
- NI 62 Stability of placements of looked after children: number of placements DCSF DSO
- NI 63 Stability of placements of looked after children: length of placement DCSF DSO
- NI 64 Child Protection Plans lasting 2 years or more DCSF DSO
- NI 65 Percentage of children becoming the subject of a Child Protection Plan for a second or subsequent time DCSF DSO
- NI 66 Looked after children cases which were reviewed within required timescales DCSF DSO
- NI 67 Percentage of child protection cases which were reviewed within required timescales DCSF DSO
- NI 68 Percentage of referrals to children's social care going on to initial assessment DCSF DSO
- NI 69 Children who have experienced bullying DCSF DSO
- NI 70 Hospital admissions caused by unintentional and deliberate injuries to children and young people PSA 13
- NI 71 Children who have run away from home/care overnight DCSF DSO




Title of National Indicator

Children & Young People

Enjoy and Achieve:

- NI 72 Achievement of at least 78 points across the Early Years Foundation Stage with at least 6 in each of the scales in Personal Social and Emotional Development and Communication, Language and Literacy PSA 10
- NI 73 Achievement at level 4 or above in both English and Maths at Key Stage 2 PSA 10
- NI 74 Achievement at level 5 or above in both English and Maths at Key Stage 3 PSA 10
- NI 75 Achievement of 5 or more A*-C grades at GCSE or equivalent including English and Maths PSA 10
- NI 76 Reduction in number of schools where fewer than 65% of pupils achieve level 4 or above in both English and Maths at KS2 DCSF DSO
- NI 77 Reduction in number of schools where fewer than 50% of pupils achieve level 5 or above in both English and Maths at KS3 DCSF DSO
- NI 78 Reduction in number of schools where fewer than 30% of pupils achieve 5 or more A*-C grades at GCSE and equivalent including GCSEs in English and Maths PSA 10
- NI 79 Achievement of a Level 2 qualification by the age of 19 PSA 10
- NI 80 Achievement of a Level 3 qualification by the age of 19 PSA 10
- NI 81 Inequality gap in the achievement of a Level 3 qualification by the age of 19 DCSF DSO
- NI 82 Inequality gap in the achievement of a Level 2 qualification by the age of 19 DCSF DSO
- NI 83 Achievement at level 5 or above in Science at Key Stage 3 DCSF DSO
- NI 84 Achievement of 2 or more A*-C grades in Science GCSEs or equivalent DCSF DSO
- NI 85 Post-16 participation in physical sciences (A Level Physics, Chemistry and Maths) DCSF DSO
- NI 86 Secondary schools judged as having good or outstanding standards of behaviour DCSF DSO
- NI 87 Secondary school persistent absence rate DCSF DSO
- NI 88 Percentage of schools providing access to extended services DCSF DSO
- NI 89 Reduction in number of schools judged as requiring special measures and improvement in time taken to come out of the category DCSF DSO
- NI 90 Take up of 14-19 learning diplomas DCSF DSO
- NI 91 Participation of 17 year-olds in education or training DCSF DSO
- NI 92 Narrowing the gap between the lowest achieving 20% in the Early Years Foundation Stage Profile and the rest PSA 11
- NI 93 Progression by 2 levels in English between Key Stage 1 and Key Stage 2 PSA 11
- NI 94 Progression by 2 levels in Maths between Key Stage 1 and Key Stage 2 PSA 11
- NI 95 Progression by 2 levels in English between Key Stage 2 and Key Stage 3 PSA 11
- NI 96 Progression by 2 levels in Maths between Key Stage 2 and Key Stage 3 PSA 11
- NI 97 Progression by 2 levels in English between Key Stage 3 and Key Stage 4 PSA 11
- NI 98 Progression by 2 levels in Maths between Key Stage 3 and Key Stage 4 PSA 11
- NI 99 Looked after children reaching level 4 in English at Key Stage 2 PSA 11
- NI 100 Looked after children reaching level 4 in Maths at Key Stage 2 PSA 11
- NI 101 Looked after children achieving 5 A*-C GCSEs (or equivalent) at Key Stage 4 (including English and Maths) PSA 11
- NI 102 Achievement gap between pupils eligible for free school meals and their peers achieving the expected level at Key Stages 2 and 4 PSA 11
- NI 103 Special Educational Needs – statements issued within 26 weeks DCSF DSO
- NI 104 The Special Educational Needs (SEN)/non-SEN gap – achieving Key Stage 2 English and Maths threshold DCSF DSO
- NI 105 The Special Educational Needs (SEN)/non-SEN gap – achieving 5 A*-C GCSEs including English and Maths DCSF DSO
- NI 106 Young people from low income backgrounds progressing to higher education PSA 11
- NI 107 Key Stage 2 attainment for Black and minority ethnic groups DCSF DSO
- NI 108 Key Stage 4 attainment for Black and minority ethnic groups DCSF DSO
- NI 109 Number of Sure Start Children's Centres DCSF DSO
- NI 199* Children and young people's satisfaction with parks and play areas DCSF DSO



*This was an additional NI to the original 198 and has been assigned to Children and Young People Enjoy and Achieve outcome

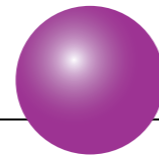
Wigan Borough Partnership for Children, Young People and Families

Title of National Indicator

Children & Young People

Make a Positive Contribution

- NI 110 Young people's participation in positive activities PSA 14
- NI 111 First time entrants to the Youth Justice System aged 10–17 PSA 14
- NI 112 Under 18 conception rate PSA 14
- NI 113 Prevalence of Chlamydia in under 25 year olds DCSF DSO
- NI 114 Rate of permanent exclusions from school DCSF DSO
- NI 115 Substance misuse by young people PSA 14

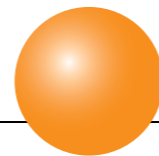


Title of National Indicator

Children & Young People

Economic Wellbeing:

- NI 116 Proportion of children in poverty PSA 9
- NI 117 16 to 18 year olds who are not in education, employment or training (NEET) PSA 14
- NI 118 Take up of formal childcare by low-income working families DWP DSO



Name	Organisation
Kate Ardern	Director of Public Health, Ashton Leigh and Wigan Primary Care Trust
John Banks	Headteacher, Westleigh High School
Elsbeth Brighton	Director of Housing Needs, Wigan and Leigh Housing
Deborah Brownlee	Deputy Director of Children and Young People's Services, Wigan Council
Lee Bruckshaw	Chief Superintendent, Greater Manchester Police
Mel Chadwick	Vice Principal, Winstanley College
Gareth Cheesman	Co-opted Member of Children and Young People's Panel
Peter Rowe	Chief Executive, Ashton Leigh and Wigan Primary Care Trust
Kate Fallon	Director of Clinical Services Division, Ashton Leigh and Wigan Primary Care Trust (Provider arm)
Hilary Fenton	Deputy Director of Corporate Governance, 5 Boroughs Partnership
Gill Harris	Director of Nursing and Patient Services, Wrightington, Wigan and Leigh NHS Trust
Ian Harrison	Service Director - Neighbourhoods, Environmental Services, Wigan Council
Rodney Hill	Chief Executive, Wigan Leisure and Culture Trust
Nick Hudson	Director of Children and Young People's Services, Wigan Council
Jill Hyde	Headteacher, Ince CE Primary School
Sue Johnson	Deputy Chief Executive, Wigan Council
Lynn Kay	Partnership Support Officer, Chief Executive's Department, Wigan Council
Susan Loudon	Councillor, Cabinet Champion for Children and Young People
John Rawsthorne	Area Director Greater Manchester North, Learning and Skills Council
Joyce Redfearn	Chief Executive, Wigan Council
Andrew Roberts	District Manager, Probation Service
Maurice Smith	Ashton Leigh and Wigan Primary Care Trust Board Member
Nick Trotter	Chief Executive, Council for Voluntary Services
Bernard Walker	Director of Adult Services, Wigan Council
Rona Winkworth	Mayor, Wigan Council