

My Early Years Passport

Add any photos or other information that you would like to see in this section



Introducing ourselves



Child's name:

Date of birth:

NHS number:

Family contact address:

.....

.....

.....

Parent or carer names:

Telephone number:

Mobile Email

My Early Years Passport

Add any photos or other information that you would like to see in this section



Introducing ourselves (2)

Child's position in the family

The language we use at home is;

Our cultural background / religion is

We will require language interpretation support YES NO....

My child attends these other childcare settings

.....

.....

The school we think our child will attend is:

Other things we would like you to know about our family

.....

.....

.....

.....

.....

.....

My Early Years Passport

Add any photos or other information that you would like to see in this section



Medication, allergies and food-intolerance information

.....

.....

.....

.....

.....

.....

Details in case of emergency

Our family doctor is;

Address:

.....

Telephone number:

Emergency contact

.....

Emergency contact

.....

My Early Years Passport

Add any photos or other information that you would like to see in this section



Things likes

.....

.....

.....

.....

.....

.....

.....

Things doesn't like

.....

.....

.....

.....

.....

.....

.....

My Early Years Passport

Add any photos or other information that you would like to see in this section

Here is a list of people working with our family

Name:

Professional role:

Address:

Telephone or mobile:

Nature of contact:

Name:

Professional role:

Address:

Telephone or mobile:

Nature of contact:

Name:

Professional role:

Address:

Telephone or mobile:

Nature of contact:

My Early Years Passport

Add any photos or other information that you would like to see in this section



These are the best times for us to meet with you to talk about our child

.....

.....

.....

.....

Here are our other preferred ways of keeping in touch



telephone



mobile



email



home visits

The best times for our family are

Telephone:

Mobile phone:

Email:.....

Home visits:

My Early Years Passport

Add any photos or other information that you would like to see in this section



Here is a plan of my child's week

Day:	Morning	Afternoon
Monday		
Tuesday		
Wednesday		
Thursday		
Friday		

Day:	Morning	Afternoon
Monday		
Tuesday		
Wednesday		
Thursday		
Friday		

My Early Years Passport

Add any photos or other information that you would like to see in this section



My child's weekly plan (continued)

Day:	Morning	Afternoon
Monday		
Tuesday		
Wednesday		
Thursday		
Friday		

Day:	Morning	Afternoon
Monday		
Tuesday		
Wednesday		
Thursday		
Friday		

My Early Years Passport

Add any photos or other information that you would like to see in this section




Meeting my child's needs

My Learning Diary

All About Me

The Chat-around-Chart helps everyone who supports my learning to get to know and understand me better



Please use this when I come into your setting and remember to update the Chat-around-Chart whenever it is time for me to change key persons or move to another setting as part of my Learning Journey.

My Early Years Passport

Add any photos or other information that you would like to see in this section













Meeting my child's needs

Chat Wheel Sharing Sheet (1)

Child's Name

Date:

	<p>Bedtime / naptime Where I like to sleep? My resting and comfort routines etc. Other related information for key persons</p>	
	<p>My Favourite toys and playthings. Special names for special things. Favourite pastimes and interests Things I like to do at home</p>	
	<p>Places I like to go to People I like to visit Where I like to play Things I like to do</p>	
	<p>All about my animal friends – belonging to me or to people I know</p>	
	<p>Who lives in my house? My family and other people who are important to me</p>	
	<p>My special friends Children I like being with What we enjoy doing together</p>	
	<p>Things that make me sad. My fears and anxieties. How others will know when I am unhappy. How you can help me to feel secure and happy</p>	
	<p>Foods I like. Special treats Foods I don't like Foods that make me unwell</p>	
	<p>Toileting update. Special routines. Special words I use and/or can understand Hygiene information, nappy changing etc</p>	
	<p>What makes me special? Other key info e.g. health. Why the people that care for me love me very much. Ways in which you can get to know me better</p>	

My Early Years Passport

Add any photos or other information that you would like to see in this section



Places I have been on my Learning Journey

Name of EYFS provider				
Address;				
Day Nursery	Pre-school / playgroup	Childminder	Nursery class / school	
My session starts at			My session finishes at	
Monday	Tuesday	Wednesday	Thursday	Friday
Date I started;			Date I transferred;	
I am moving to a new / further setting because;				

Name of EYFS provider				
Address;				
Day Nursery	Pre-school / playgroup	Childminder	Nursery class / school	
My session starts at			My session finishes at	
Monday	Tuesday	Wednesday	Thursday	Friday
Date I started;			Date I transferred;	
I am moving to a new / further setting because;				

My Early Years Passport

Add any photos or other information that you would like to see in this section



Places I have been on my Learning Journey

Name of EYFS provider				
Address;				
Day Nursery	Pre-school / playgroup	Childminder	Nursery class / school	
My session starts at			My session finishes at	
Monday	Tuesday	Wednesday	Thursday	Friday
Date I started;			Date I transferred;	
I am moving to a new / further setting because;				

Name of EYFS provider				
Address;				
Day Nursery	Pre-school / playgroup	Childminder	Nursery class / school	
My session starts at			My session finishes at	
Monday	Tuesday	Wednesday	Thursday	Friday
Date I started;			Date I transferred;	
I am moving to a new / further setting because;				