

Report to: Children and Young People's Overview and Scrutiny

Date: 11th March 2010

Subject: Performance Report NI 117 NEET and Y11 Activity Survey

Report of: Executive Director of Children and Young People's Services

Contact officer: Sue Astbury 01942 486296
sue.astbury@wigan.gov.uk

Purpose / summary: To report on the annual performance of NI 117 NEET and the annual Y11 activity survey conducted by the Connexions Service.

Alternative options considered and reason for selecting the one recommended: N/A

Recommendation / decision: No decision required. Members are asked to accept the report.

The decision will be made as a result of this report and will be published within 48 hours

Risks / Implications:

Financial:	N/A
Staffing:	N/A
Policy:	N/A
Equal Opportunities - Has a Diversity Impact Assessment been conducted?	N/A
Wards affected:	All

Property Implications – Does the proposal involve a reduction, addition or change to the Council’s asset base or its occupation? No

Does this proposal have significant implications for the Council and the local population? No

Does this proposal involve a new policy or procedure or significant changes to an existing policy or procedure? No

A diversity impact assessment is not necessary at this stage, however, equality and diversity implications have been considered when producing this report.

Has the Service Director - Borough Solicitor confirmed that the recommendations within this report are lawful and comply with the Council’s Constitution? **Yes / No ***

Has the Service Director - Corporate Services confirmed that any expenditure referred to within this report is consistent with the Council’s budget? **Yes / No ***

Are any of the recommendations within this report contrary to the Policy Framework of the Council? **Yes / No ***

* delete which applicable

For Cabinet reports only :

Categorisation of the report:	x
Discussion leading to a decision	
Monitoring	
Sharing for corporate understanding	

	x
Discussion	
Decision	
Information	x

Tracking/Process:

	Consultation	Ward Members	Partners
Committee	Overview & Scrutiny	Cabinet	Council
	11.03.10		

There are no Background Papers to this Report within the meaning of Section 100D of the Local Government Act 1972.

Proper Officer

A handwritten signature in black ink, appearing to read "M. J. Jones", written above a horizontal line.

Date

25th February 2010

Background:

1.1 NEET is currently subject to a Scrutiny Review. This paper does not duplicate information provided as part of that process, and reports only on progress. The paper covers two main elements.

- Performance report in relation to NI 117 % of 16-18 year olds not engaged in education, training and employment
- Report on the annual Y11 destination survey completed by the Connexions Service.

2. NEET Performance

2.1 NI 117 measures performance over a three month period, November, December and January each year. Lower is better. **Appendix 1** shows the performance for the past few years.

2.2 Performance achieved was 6.9% compared to the target of 7.3%, an over performance of 0.4%. This also was an improvement on performance last year by 1.4%.

3. Y11 Activity Survey

3.1 Each year the Connexions Service conducts a survey of the first destinations of young people leaving schools in Wigan and Leigh, as at the 1st November in the year they left school.

3.2 Trends over the past 3 years is shown at **Appendix 2**.

3.3 This chart shows the settled destinations of school leavers over the last 3 years. Improvements can be seen in the percentage of school leavers moving into learning, with a significantly higher proportion moving into further education. This may be as a result of far fewer employed status learning opportunities such as Apprenticeships (identified as GST - Government Sponsored Training on the chart) and again the impact of the recession. The increase in the range of provision available to tackle this can be seen in the increase in learners moving into Entry to Employment (E2E) and non-employed training.

3.4 The information is provided by school and ward **Appendix 2 and 3**.

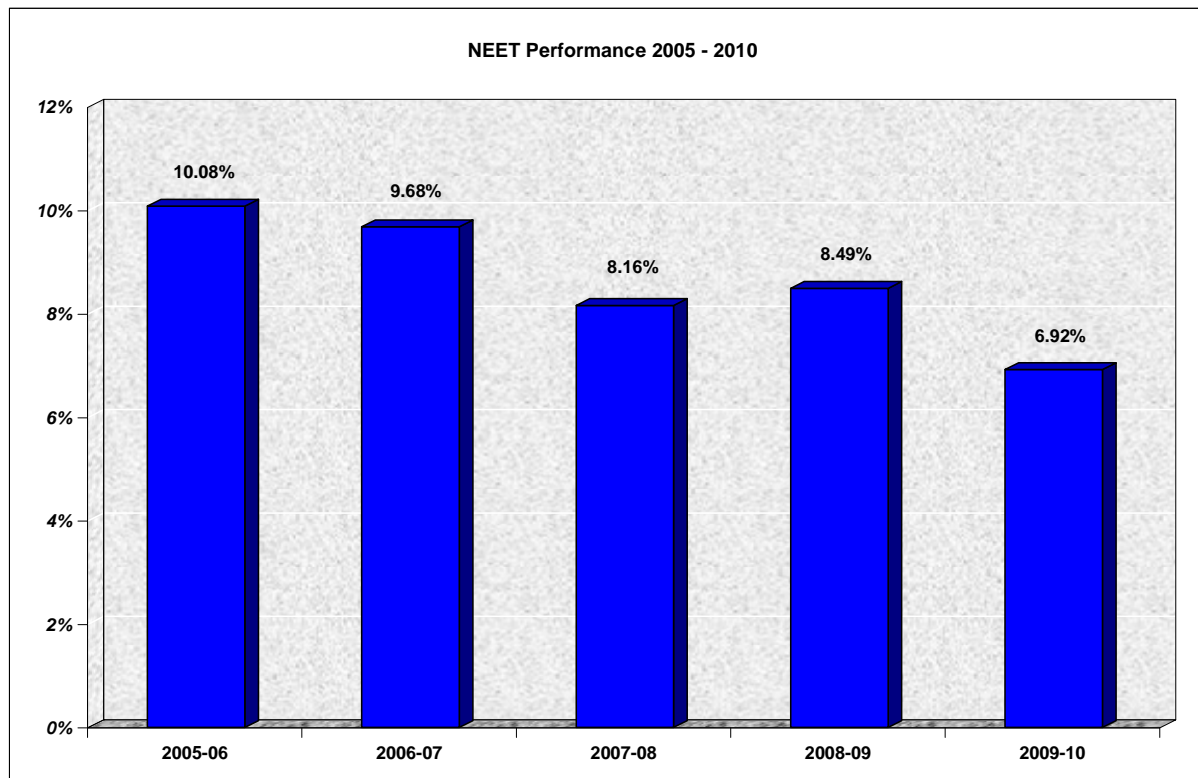
3.5 These charts show the settled destinations of 2009 school leavers as a percentage of the school or ward. As with the NEET performance, positive destinations are usually harder to achieve for young people from particular areas of the borough or educational establishments. This kind of data provides the basis for the Connexions Service to determine levels of support to young people on a localities and schools basis.

Recommendations: Members accept the report.

Alternative options considered and reason for the recommended option: N/A

APPENDIX 1

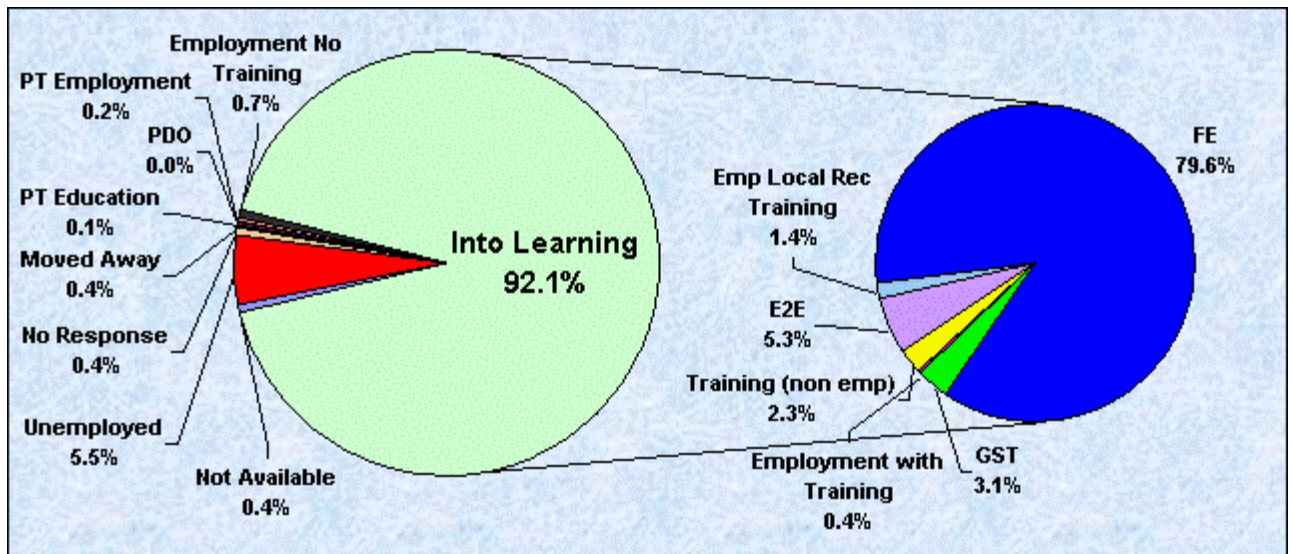
Chart showing NEET Performance 2005 – 2010



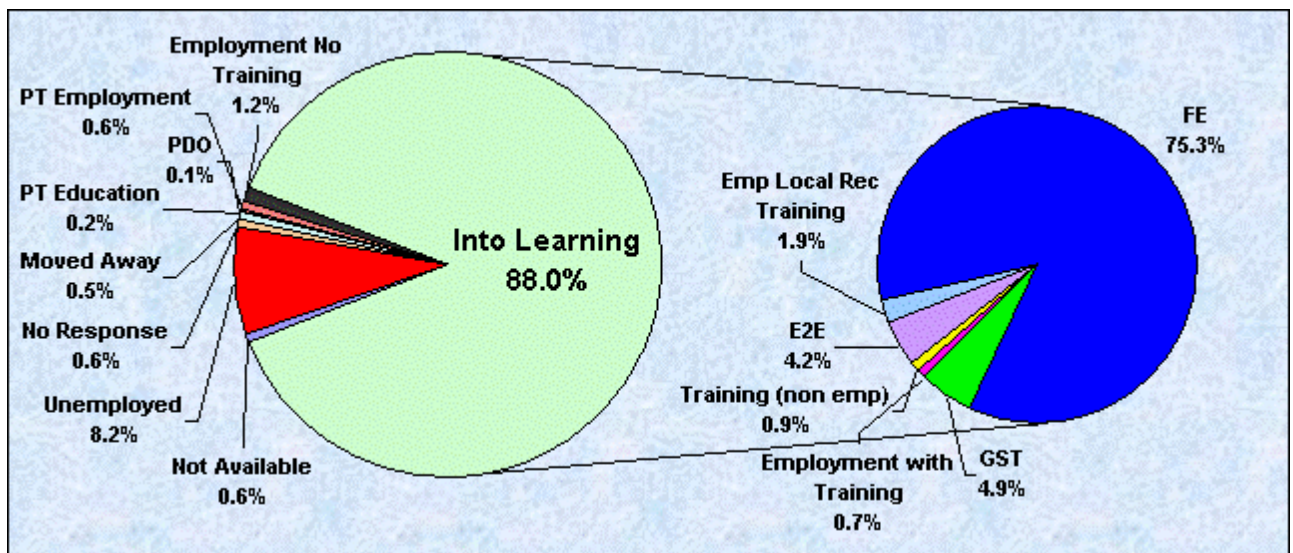
APPENDIX 2

Wigan Schools Activity Survey Totals

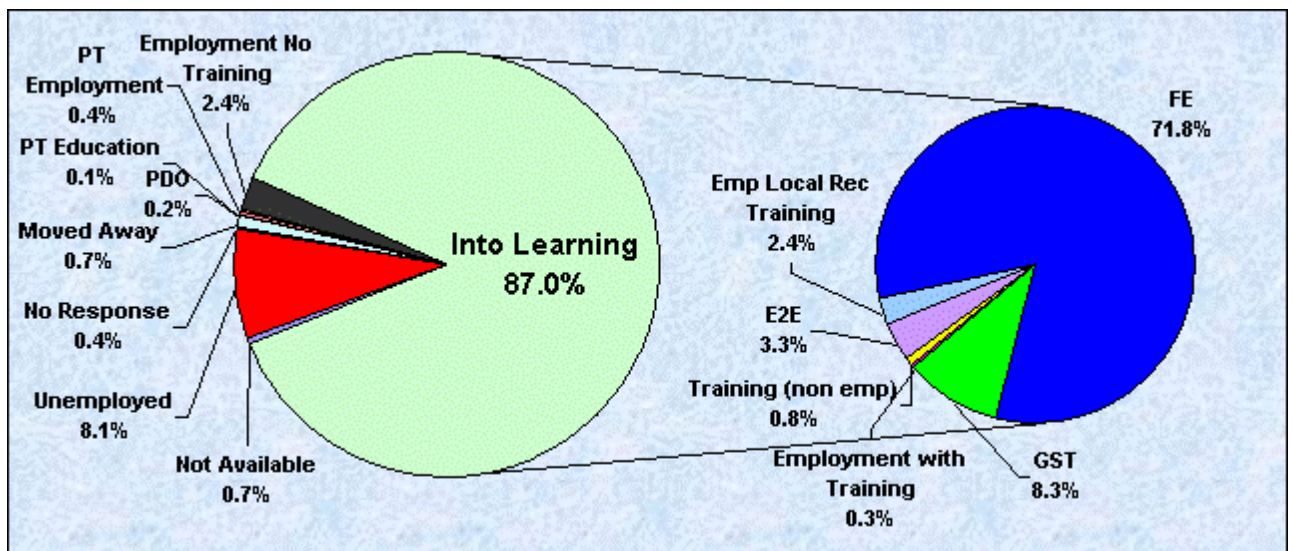
2009 Destinations



2008 Destinations

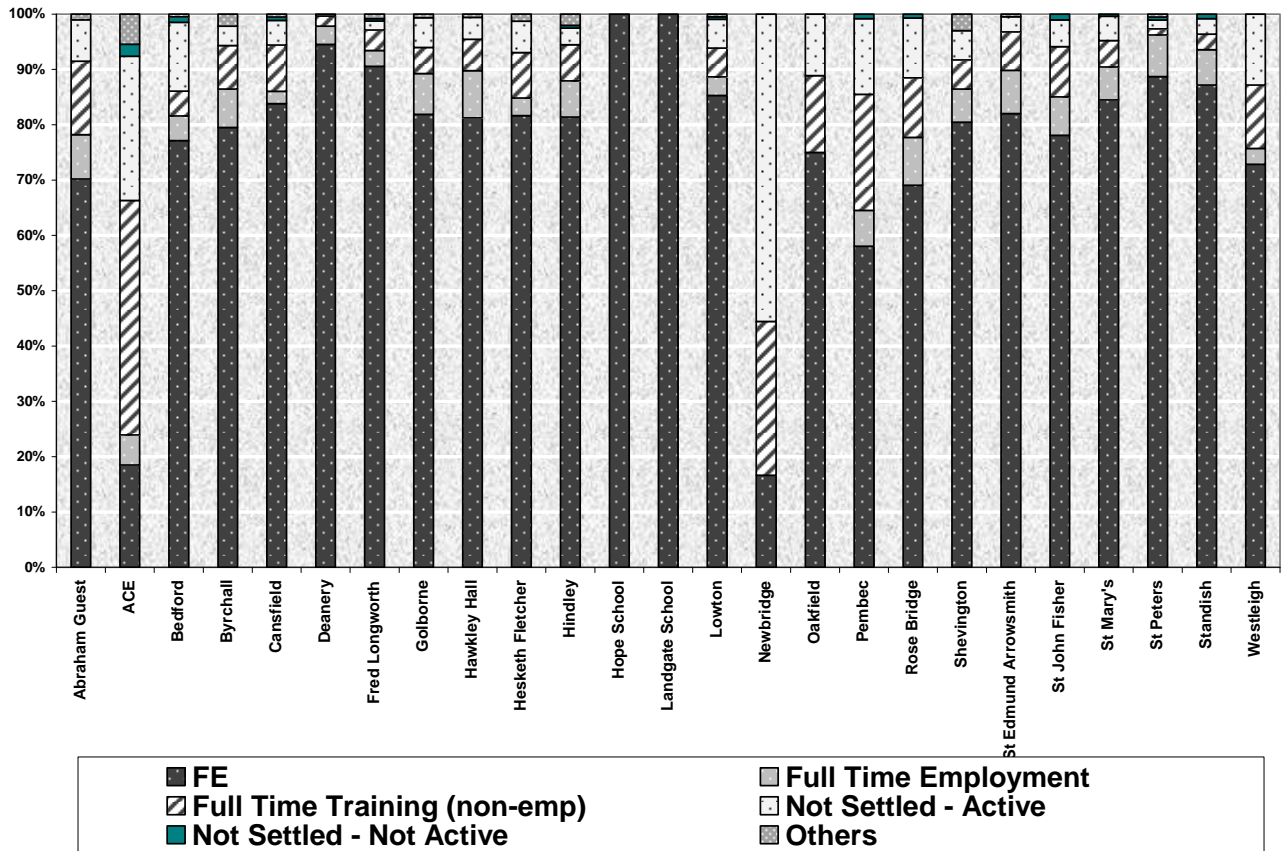


2007 Destinations



APPENDIX 3

Activity Survey 2009 by School and Destination Type



Activity Survey by Ward and Destination Type

