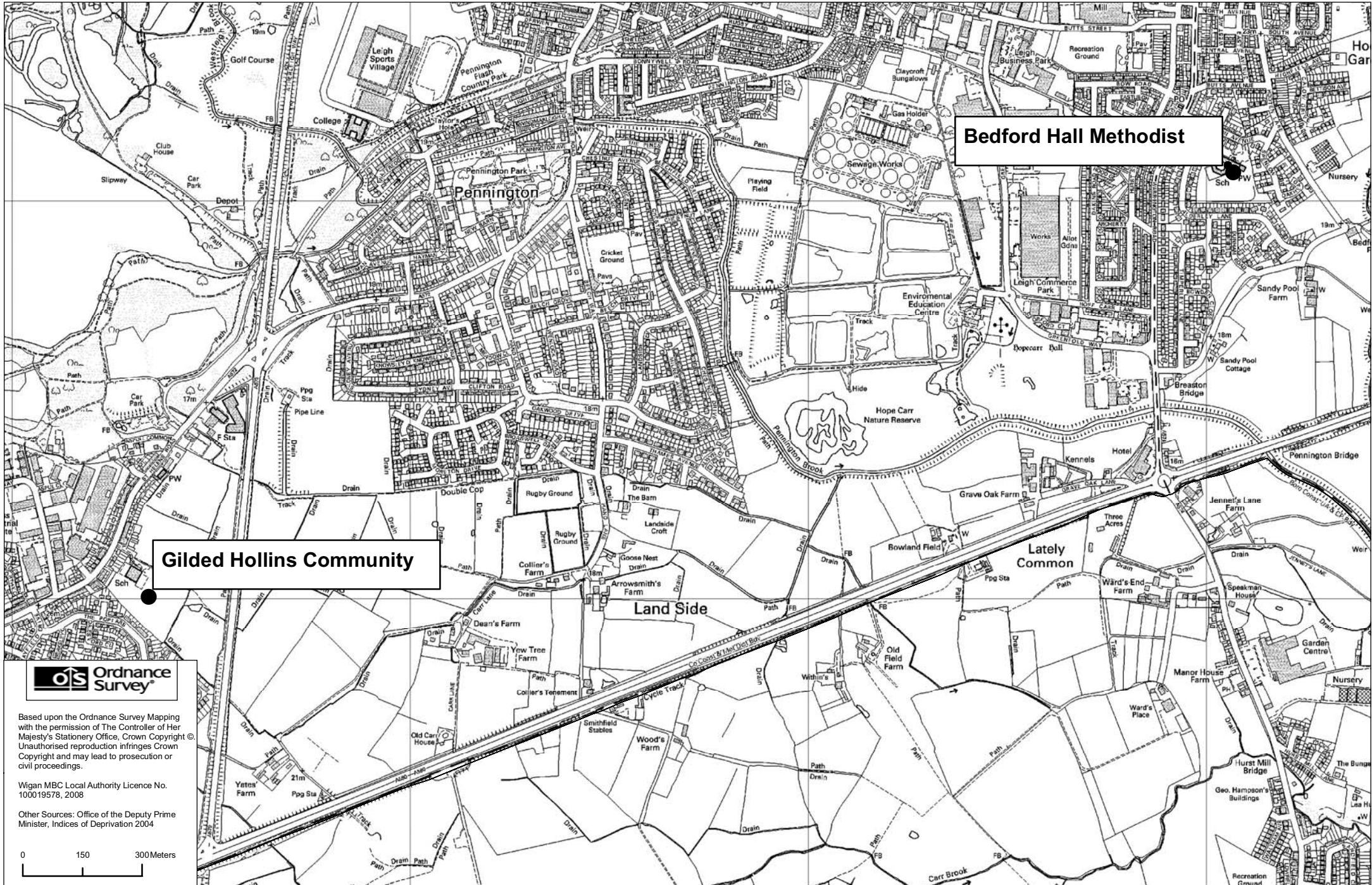



LEIGH 3 (WN7-3)



Bedford Hall Methodist

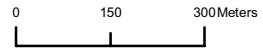
Gilded Hollins Community



Based upon the Ordnance Survey Mapping with the permission of The Controller of Her Majesty's Stationery Office, Crown Copyright ©. Unauthorised reproduction infringes Crown Copyright and may lead to prosecution or civil proceedings.

Wigan MBC Local Authority Licence No. 100019578, 2008

Other Sources: Office of the Deputy Prime Minister, Indices of Deprivation 2004



Primary school information:

DFE No.	Sch. No.	Primary school	Type	PAN 11\12	Number of children on roll - Pupil census Jan 2011										Total No. on roll Jan 2011	Net capacity Jan 2011	% Surplus places
					Part time nursery pupils			Full time pupils									
					LEA Nursery PAN	Age		Age									
						2	3	4	5	6	7	8	9	10			
2053	142	Gilded Hollins Community	C	30				29	30	30	29	30	29	30	207	196	-5.61
3027	210	Bedford Hall Methodist	VC	30	60	7	18	30	30	27	21	23	24	19	174	210	17.14

Births information:

Roll projection information:

Year of birth	Total no. of births	Reception intake year	3 Yr average take up rate	Projected number entering reception
06\07	111	11\12	50.34%	56
07\08	114	12\13		57
08\09	103	13\14		52
09\10	117	14\15		59