

**Report to:** Children, Young People and Families Overview and Scrutiny Committee

**Date:** 17 September 2009

**Subject:** CYPP Quarter 1 Progress Report

**Report of:** Executive Director of Children and Young People's Services

**Contact officer:** Trish Anderson 01942 486005

---

**Purpose / summary:** To provide the committee with a summary of available information on progress in CYPP key indicators / CYPs Performance Plan at the end of Quarter 1 2009-10

**Alternative options considered and reason for selecting the one recommended:**

**Recommendation / decision:** The committee is invited to make comments and recommendations as appropriate in relation to progress against the performance plan.

The decision will be made as a result of this report and will be published within 48 hours

**Risks / Implications:**

Financial:	None
Staffing:	None
Policy:	None
Equal Opportunities - Has a Diversity Impact Assessment been conducted?	No
Wards affected:	All

**Property Implications – Does the proposal involve a reduction, addition or change to the Council's asset base or its occupation?**

No

**If yes, have the property implications been agreed with the Corporate Property Officer?**

**Does this proposal have significant implications for the Council and the local population?**

A diversity impact assessment is not necessary at this stage, however, equality and diversity implications have been considered when producing this report.

**Does this proposal involve a new policy or procedure or significant changes to an existing policy or procedure?**

A diversity impact assessment is not necessary at this stage, however, equality and diversity implications have been considered when producing this report.

Has the Service Director - Borough Solicitor confirmed that the recommendations within this report are lawful and comply with the Council's Constitution? **No**

Has the Service Director - Corporate Services confirmed that any expenditure referred to within this report is consistent with the Council's budget? **No**

Are any of the recommendations within this report contrary to the Policy Framework of the Council? **No**

\* delete which applicable

**For Cabinet reports only :**

Categorisation of the report:	<b>x</b>
Discussion leading to a decision	
Monitoring	
Sharing for corporate understanding	

	<b>x</b>
Discussion	
Decision	
Information	

**Tracking/Process:**

	Consultation	Ward Members	Partners
CYPF Scrutiny Committee	Overview & Scrutiny	Cabinet	Council
17 Sept 09			

There are no Background Papers to this Report within the meaning of Section 100D of the Local Government Act 1972.

Proper Officer



Date

7<sup>th</sup> September 09

## **Background:**

1.1 The attached table lists the key indicators of the Children and Young People's Plan and the CYPs Performance Plan. For each, we have provided information on performance last year (2008-09), and, where available, on performance this year to 30 June 2009.

1.2 The 3 right hand columns give this year's targets, progress to date (where available) and a comment on performance so far.

1.3 As indicated, much of the data will arrive later in the year. Results for several of these indicators (including those based on examination results) are only published annually

## **Conclusions:**











2.2 Several indicators suggest we are on target or better. The main exceptions are:









- **NI 112 Percentage change in number of conceptions amongst 15 to 17 year olds**
- **NI 53 Prevalence of breastfeeding at 6-8 weeks from birth**
- **NI 45 Young offenders engagement in suitable education employment or training (EET)**
- **NI 101 Children in Care achieving 5 or more GCSEs at A\*-C**
- **NI 102b Achievement gap Free School Meals Key Stage 4**

Provisional local data also suggests that, disappointingly, the attainment gap for young people eligible for Free School Meals at Key Stage 2 may have widened in 2009 after several years of significant progress.

**CYPP/LAA Key Performance Measures for Children and Young People      Quarter 1 2009-10**

For the key performance measures of the CYPP, the tables for each key outcome use several symbols to help interpret performance, as follows:

	<b><i>Performance against our targets</i></b>	<b>Direction of change</b>
	Performance better than target range	 Performance was better than the year before where 'smaller is better'
	Performance within target range	 Performance was better than the year before where 'bigger is better'
	Performance worse than target range	 Performance was worse than the year before where 'smaller is better'
	No formal local target for this indicator currently	 Performance was worse than the year before where 'bigger is better'
		 Performance is the same as last year
		 Unable to compare with last year

Key Performance Measure	EA	2008-09 performance		2009-10 Progress		
		Target	Actual	2009-10 Target	2009-10 Quarter 1	Comment
NI 112 Percentage change in number of conceptions amongst 15 to 17 year olds	X	-13%	+0.6%		-16%	Data in Q4
NI 55 Obesity in Primary School Age Children in Reception Year		10.3%	9.9%		10.3%	Data in Q4
NI 56 Obesity among primary school age children in Year 6	X	16.9%	18.01%		18.01%	Data in Q4
NI 53 Prevalence of breastfeeding at 6-8 weeks from birth		30%	14.74%		19.30%	Data in Q4
NI 60 Core Assessments completed within 35 working days	X	75.1%	83.0%		77.0%	Performance currently behind profile. Action plan in progress for improvement
NI 64 Child Protection Plans lasting 2 years or more		3%	1.1%		3%	Small increase in rate, but good performance still maintained
2016SC Percentage of referrals that are repeat referrals within 12 months		25%	25.2%		23.5%	Improvement maintained
NI 101 Children in Care achieving 5 or more GCSEs at A*-C	X	24%	5.6%		27.3%	Data in Q3
NI 62 Stability of Placements of looked after children: number of moves		9.0%	10.9%		9.0%	On target. Performance is cumulative
NI 63 Children in Care Stability of Placements: length of placement	X	75%	65.8%		77%	Currently on target. Performance may be affected by sharp increase in numbers of children in care putting pressure on placements
NI 92 Narrowing the gap between the lowest achieving 20% in the EYFSP and the rest	X	29.3%	31.6%		28.7%	Data in Q2

Key Performance Measure	LA	2008-09 performance			2009-10 Progress		
		Target	Actual		2009-10 Target	2009-10 Quarter 1	Comment
NI 102a Achievement gap FSM KS2 (English and Maths)	X	20%	21.1%		18%		Data in Q3
NI 102b Achievement gap FSM KS4	X	24%	32.6%		25%		Data in Q3
NI 19 Rate of proven reoffending by young offenders			0.86		0.81		Data in Q4
NI 45 Young offenders engagement in suitable education employment or training (EET)		75%	53.6%		85%	54%	Off target and below level of performance reported in Q1 during 2008/09.
NI 111 First time entrants to youth justice system	X	1440 (per 100k)	1290 (per100k)		Q1 target 108	70	Over 30% reduction when compared to Q1 2008-09. (There were 70 new entrants this quarter as compared with 114 in 2008 )
NI 110 Young people's participation in positive activities	X		64.8%		68.3%		Data in Q4. 2008-09 data is baseline
NI 79 Achievement of a Level 2 qualification by the age of 19		71%	70%		72%		Data in Q3
NI 80 Achievement of a Level 3 qualification by the age of 19		42%	40.1%		43%		Data in Q3
NI 117 NEET	X	7.8%	8.5%		7.5%	9.1%	Improved performance on Q1 2008-09. Target relates to Q4