

**Report to:** Children Young People and Families Scrutiny Committee

**Date:** 14 January 2010

**Subject:** CYP Quarter 2 Progress Report

**Report of:** Executive Director of Children and Young People's Services

**Contact officer:** Trish Anderson 01942 486005

---

**Purpose / summary:** To provide the Committee with a summary of available information on progress in CYPP key indicators / CYPS Performance Plan at the end of Quarter 2 2009-10, and outline future developments.

**Alternative options considered and reason for selecting the one recommended:**

**Recommendation / decision:** That the Committee (1) notes the content of this report and (2) considers any necessary actions resulting from the data

The decision will be made as a result of this report and will be published within 48 hours

**Risks / Implications:**

Financial:	None
Staffing:	None
Policy:	None
Equal Opportunities - Has a Diversity Impact Assessment been conducted?	No
Wards affected:	All

**Property Implications – Does the proposal involve a reduction, addition or change to the Council’s asset base or its occupation?**

No

**If yes, have the property implications been agreed with the Corporate Property Officer?**

**Does this proposal have significant implications for the Council and the local population?**

A diversity impact assessment is not necessary at this stage, however, equality and diversity implications have been considered when producing this report.

**Does this proposal involve a new policy or procedure or significant changes to an existing policy or procedure?**

A diversity impact assessment is not necessary at this stage, however, equality and diversity implications have been considered when producing this report.

Has the Service Director - Borough Solicitor confirmed that the recommendations within this report are lawful and comply with the Council’s Constitution? **No**

Has the Service Director - Corporate Services confirmed that any expenditure referred to within this report is consistent with the Council’s budget? **No**

Are any of the recommendations within this report contrary to the Policy Framework of the Council? **No**

\* delete which applicable

**For Cabinet reports only :**

Categorisation of the report:	<b>x</b>
Discussion leading to a decision	
Monitoring	
Sharing for corporate understanding	

	<b>x</b>
Discussion	
Decision	
Information	

**Tracking/Process:**

	Consultation	Ward Members	Partners
	Overview & Scrutiny	Cabinet	Council
	14 January 2010		

There are no Background Papers to this Report within the meaning of Section 100D of the Local Government Act 1972.

Proper Officer \_\_\_\_\_

Date \_\_\_\_\_

## **1 Background:**

1.1 The attached table "CYPP/LAA Key Performance Measures for Children and Young People" lists the key outcome indicators of the Children and Young People's Plan and the CYPS Performance Plan. For each, we have provided information on performance last year (2008-09), and, where available, on performance this year to 30 September 2009 (end of Quarter 2).

1.2 The 3 right hand columns give this year's targets, progress to date (where available) and a comment on performance so far.

1.3 As indicated, some of the data will arrive later in the year. Results for several of these indicators (including those based on examination results) are only published annually.

1.4 The following charts illustrate current trends in the key social care areas of child protection plans and children in care. The increases in numbers have significant implications for service delivery, especially if the increase continues longer term. There seems to be an increasing need for early intervention and prevention – and this places added importance on increasing the use/uptake of the Common Assessment Framework.

1.5 The 2 charts are selected from a large body of management information used by the department to assess current need and deploy resources. Recent developments include analyses of contacts, referrals and other social care data at locality level, to inform the deployment of locality teams.

## **2 Commentary on the data provided:**

2.2 The main outcome areas currently causing concern are:

- **NI 112 Percentage change in number of conceptions amongst 15 to 17 year olds**
- **NI 53 Prevalence of breastfeeding at 6-8 weeks from birth**
- **NI 45 Young offenders engagement in suitable education employment or training (EET)**
- **NI 63 Children in Care Stability of Placements: length of placement**
- **NI 92 Narrowing the gap between the lowest achieving 20% in the EYFSP and the rest**
- **NI 101 Children in Care achieving 5 or more GCSEs at A\*-C**
- **NI 102a Achievement gap Free School Meals Key Stage 2**
- **NI 102b Achievement gap Free School Meals Key Stage 4**

2.3 Widening of attainment gaps for a range of vulnerable groups, in the context of improving attainment across the board, may indicate a need for even greater emphasis on putting resources into targeted interventions. There is a possible correlation, for example, between narrowing of FSM attainment gaps in previous years, and LAA/LPSA projects which benefited young people from more deprived areas of the borough.

2.4 Pressure on stability of placements for children in care (NI 63) may be affected by the increase in numbers of children in care illustrated in the bar chart and table attached. More generally, the clear increase in volumes of referrals, assessments, child protection plans and young people being taken into care are presenting significant challenges to resourcing and deployment of staff.

## **3 Future developments in the Children and Young People's Plan**

3.1 Local Authorities and their partners are required to keep their Children and Young People's Plans (CYPPs) under review. The current Wigan CYPP runs from April 2008 to March 2011. It has been reviewed at the CYPF partnership convention on 1 October, and at

the strategic priorities meeting with DCSF/Government Office North West on 3 December. Review documentation can be found on the Council web site at:  
<http://www.wigan.gov.uk/Services/CouncilDemocracy/CouncilStructure/ChildrenYoungPeople/>






3.2 In the light of the review, it is proposed that the priorities of the CYPP remain the same to March 2011, but with more explicit reference to improving outcomes for young people in vulnerable groups, including those with disabilities or special educational needs. It was agreed at the meeting with DCSF/Government Office North West that requests for external support for these priorities from regional/central government agencies would be documented in a Joint Improvement Support Plan (JISP). The JISP will complement the CYPP.

3.3 The process of preparing the 2011-14 CYPP has now begun. It is intended that the first major stage of this process, the Needs Assessment, will take place in the context of the Joint Strategic Needs Assessment.

CYPP/LAA Key Performance Measures for Children and Young People

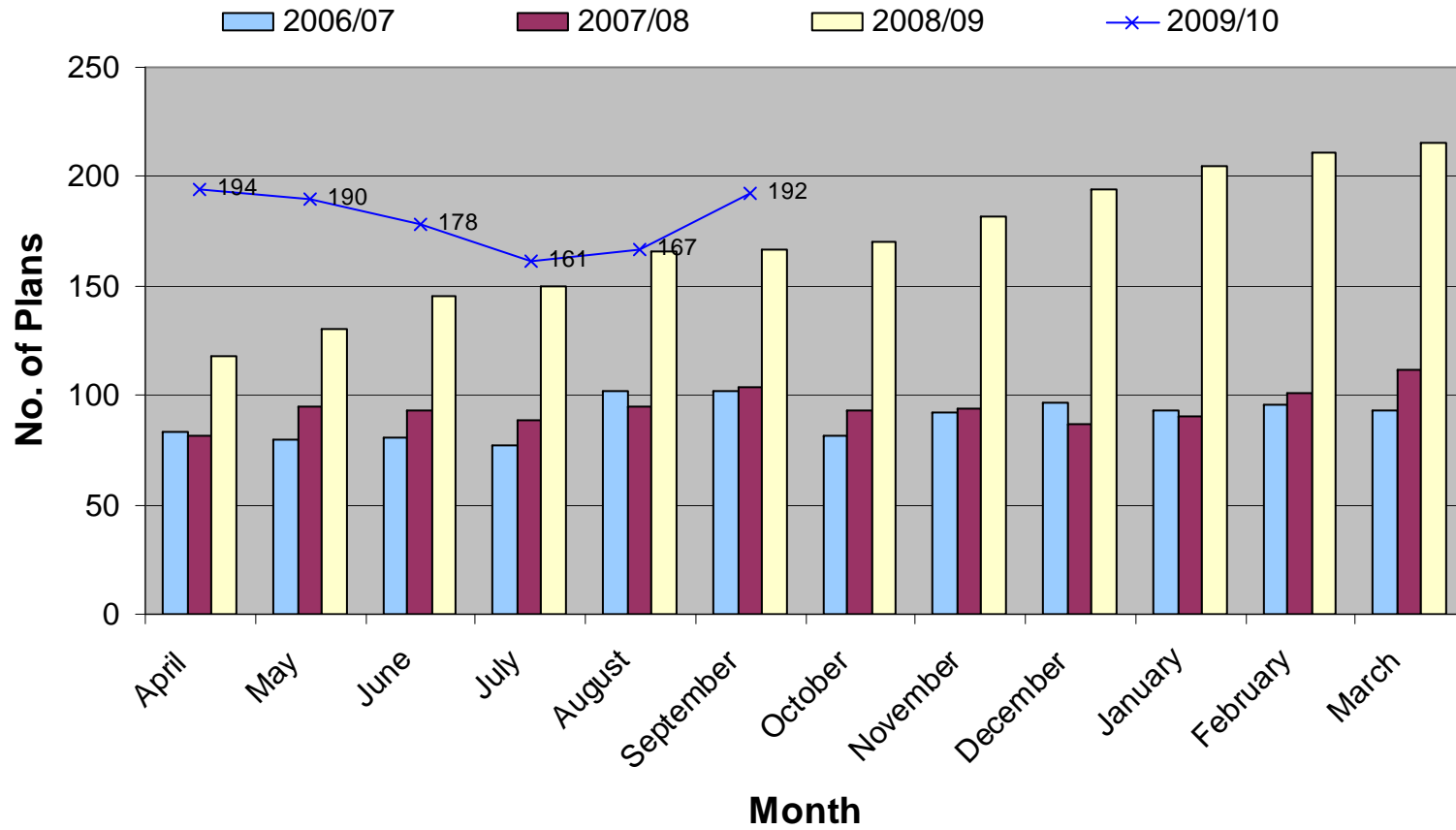
Quarter 2 2009-10

Key Performance Measure	LAA	2008-09 performance			2009-10 Progress		
		Target	Actual		2009-10 Target	2009-10 Quarter 2	Comment
NI 112 Percentage change in number of conceptions amongst 15 to 17 year olds	X	-13%	+0.6%		-16%	-6.7% (prov)	Local provisional data suggests some progress, though this should be treated with caution. Final Office for National Statistics data for 2008 due in Q4
NI 55 Obesity in Primary School Age Children in Reception Year		10.3%	9.9%		10.3%		Data in Q4
NI 56 Obesity among primary school age children in Year 6	X	16.9%	18.01%		18.01%		Data in Q4
NI 53 Prevalence of breastfeeding at 6-8 weeks from birth		30%	14.74%		19.30%		Data in Q4
NI 60 Core Assessments completed within 35 working days	X	75.1%	83.0%		77.0%	79.9%	Performance now back on track – improvement action plan successfully implemented
NI 64 Child Protection Plans lasting 2 years or more		3%	1.1%		3%	3.5%	Small increase in rate, but good performance still maintained
2016SC Percentage of referrals that are repeat referrals within 12 months		25%	25.2%		23.5%	18.5%	Improvement maintained
NI 101 Children in Care achieving 5 or more GCSEs at A*-C	X	24%	5.6%		27.3%		Data in Q3
NI 62 Stability of Placements of looked after children: number of moves		9.0%	10.9%		4.5%	4.1%	On target. Performance is cumulative

<b>NI 63 Children in Care Stability of Placements: length of placement</b>	X	75%	65.8%		77%	66.5%	Performance may be affected by the increase in numbers of children in care putting pressure on placements
<b>NI 92 Narrowing the gap between the lowest achieving 20% in the EYFSP and the rest</b>	X	29.3%	31.6%		28.7%	33.7% (prov)	Provisional data shows a widening in this attainment gap for 2009 following progress in recent years
<b>NI 102a Achievement gap FSM KS2 (English and Maths)</b>	X	20%	21.1%		18%	24.3% (prov)	Provisional data suggests that after several years of narrowing, the gap has widened. Prior attainment data showed that this was likely, but a Performance Clinic will be held in the near future to address this underperformance.
<b>NI 102b Achievement gap FSM KS4</b>	X	24%	32.6%		25%	42.6% (prov)	Provisional data suggests that the gap has widened significantly. Prior attainment data showed that some widening was likely, but a Performance Clinic will be held in the near future to address this disappointing performance.
<b>NI 19 Rate of proven reoffending by young offenders</b>			0.86		0.81 (Q2 target 0.62)	0.4 (prov)	Encouraging provisional data, although this has to be verified against Police National Computer data.

<b>NI 45 Young offenders engagement in suitable education employment or training (EET)</b>		75%	53.6%		85%	<b>46.2% (prov)</b>	Provisional figures which will change as further information becomes available. However, a Performance Clinic is to take place on 23
<b>NI 111 First time entrants to youth justice system</b>	X	1440 (per 100k)	1290 (per100k)		Q2 target 119	<b>75 (prov)</b>	Continued reduction, ahead of target. Figures need to be verified against Police National Computer data at year end.
<b>NI 110 Young people's participation in positive activities</b>	X		64.8%		68.3%		Data in Q4. 2008-09 data is baseline
<b>NI 79 Achievement of a Level 2 qualification by the age of 19</b>		71%	70%		72%		Data in Q3
<b>NI 80 Achievement of a Level 3 qualification by the age of 19</b>		42%	40.1%		43%		Data in Q3
<b>NI 117 NEET</b>	X	7.8%	8.5%		7.5% (Q2 target 12.2%)	<b>10.4%</b>	Target relates to Nov-Jan performance. Q2 target was 12.2% to take account of seasonal variations. Current performance suggests we are likely to meet our annual target.

# Number of child Protection Plans



# Number of Children in Care

2006/07 2007/08 2008/09 2009/10

