

Outcome Based Accountability Factsheet – Raising Aspirations for Young People in Wigan

	Of the 400	Out of Least Deprived 200	Out of Most Deprived 200
Education	Get at least 5 GCSE's A to C	154	60
	Stay on at school after 16	79	37
Work	Become a professional or manager	61	18
	Work full time	117	62
	Live on benefits	17	88
Home and Family	Go home to council house	1	145
	Have no access to car or van	14	114
Health	Claim incapacity benefit	10	46
	Have a drug problem	4	12

Inequality has many dimensions:

The life chances of Wigan's babies are significantly affected by where they live.

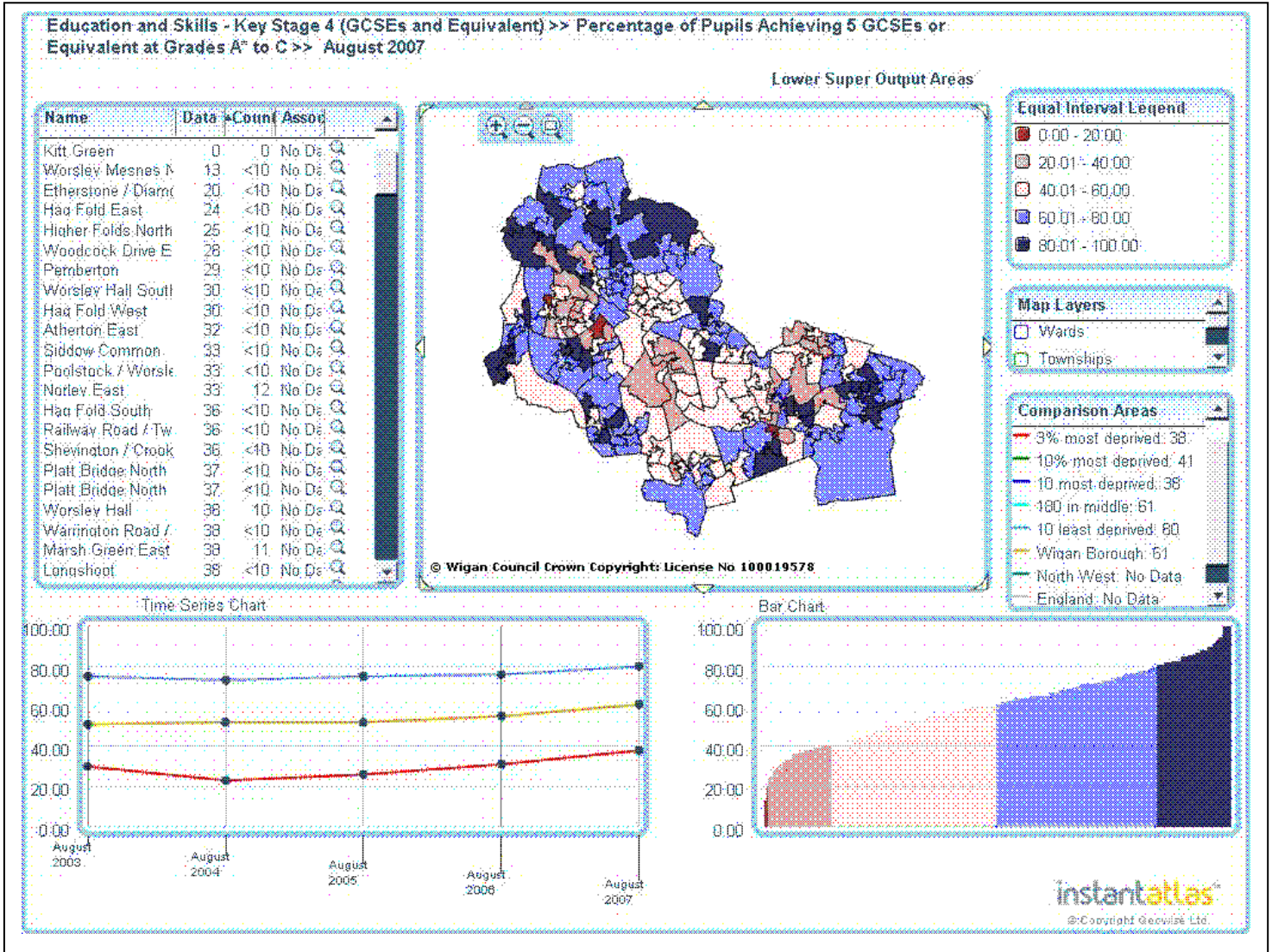
This table illustrates what will happen to 400 babies born within the least and most deprived areas of the borough if nothing changes over the coming years.

One of our key challenges in tackling inequality is to create a new climate of ambition and personal aspiration.

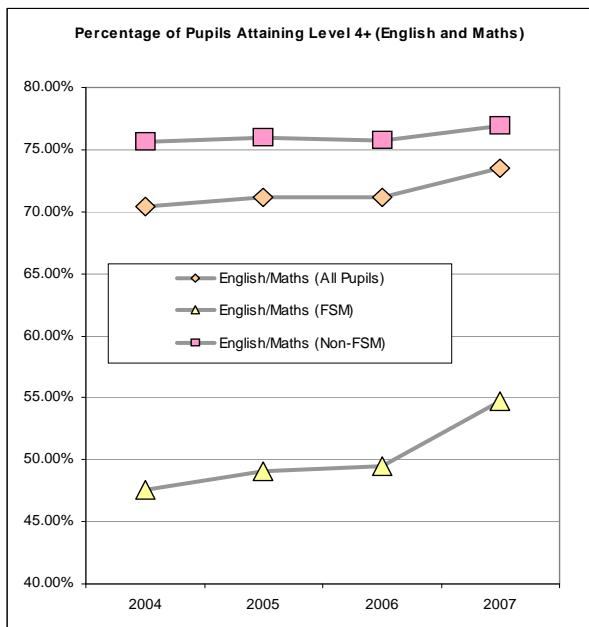
- The 2007 Tell Us Survey shows that more pupils within Wigan aspire to get a job at 16, rather than staying on in education. However, 85.5% of young people completing year 11 in 2007 continued in learning, in line with our statistical neighbours, but just below the national average (87.2%).
- 'Local Futures' data in 2003 and 2005 highlighted our poor relative performance in skill levels for the emerging knowledge economy. Wigan ranked 297th out of 408 districts nationally.
- The proportion of working age people with 'higher end' skills in Wigan (19.5%) is well below the average for Great Britain (25.7%) and Greater Manchester (23.07%).
- 35.2% of Wigan's population have no qualification, or are qualified to NVQ level 1, lower than the regional figure (36.8%), but on a par with the national (35.1%).

2007 Tell Us Survey		
What do you hope to do when you leave school?	Wigan (%)	National (%)
Get a job at 16	20	16
Study and get a job at 18	18	17
Study and go to university	48	50
Something else	4	7
Don't know	10	10

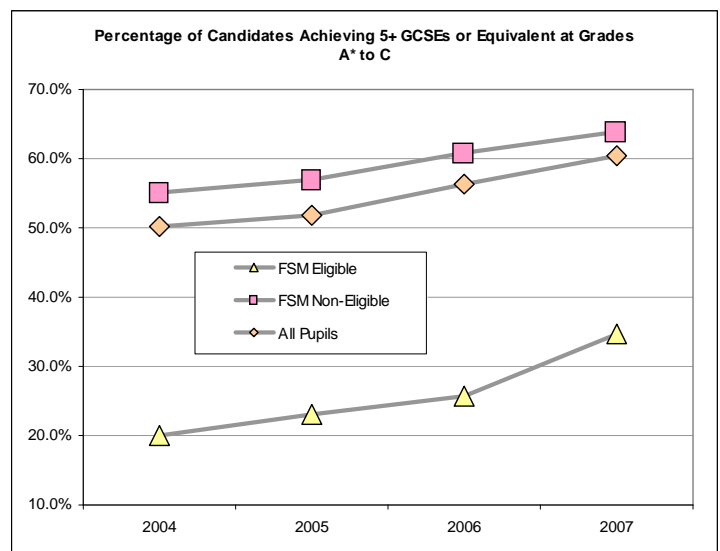
Attainment



At 16 the percentage gaining 5 or more A*-C at GCSE (including English and Maths) was 44.7% in 2007, compared with 46.8% nationally. (Provisional 2008 data suggests Wigan's performance has improved slightly to 45.6%) There is an attainment gap between the 3% most deprived lower super output areas and the Borough average, although this seems to be narrowing. This can also be seen when you compare KS2 and KS4 (GCSE) performance within Wigan between those who are and are not eligible for free school meals.

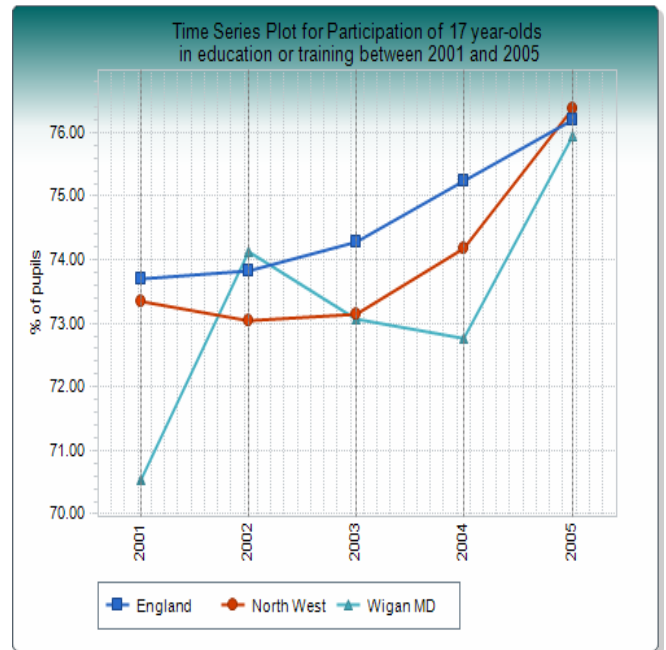
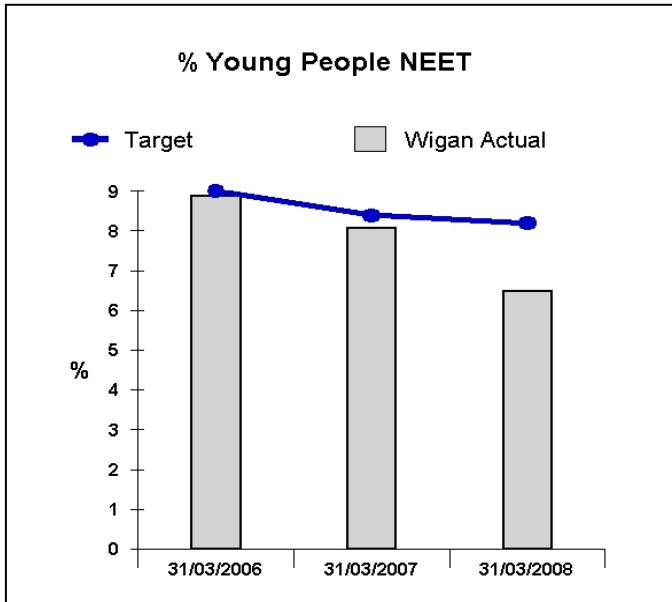


Key Stage 2 and 4 Attainment in Wigan by Free School Meals (2004-2007)



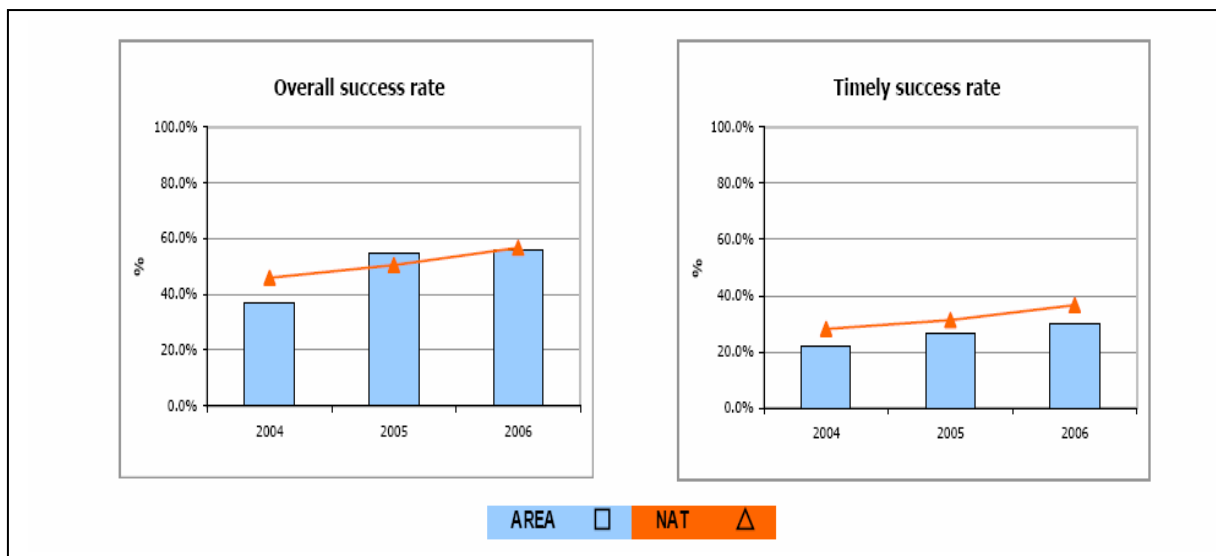
- **Achievement at higher grades** has not been a strength in Wigan, and was specified as an area for improvement by Ofsted in the 2007 Annual Performance Assessment. However, there are some signs of progress. For example, at age 11, English performance at Level 5+ has improved from 25% in 2005 to 33% in 2007, and is now in line with the national average. The attainment of 14-year olds at Level 6+ improved in 2007, and is now slightly below national average – but by 19 there is a wider gap between Wigan and the national average for those achieving Level 3 (A level and equivalents)
- Recently published **attendance figures** show that the combined Autumn/Spring average of Wigan's secondary and primary schools is better than that of our statistical neighbours and national averages

Post-16

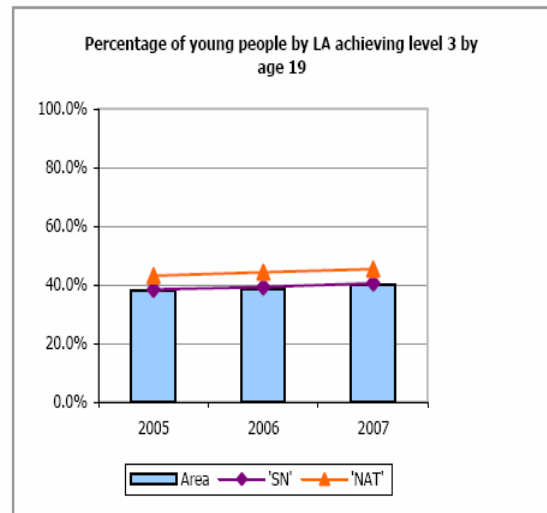
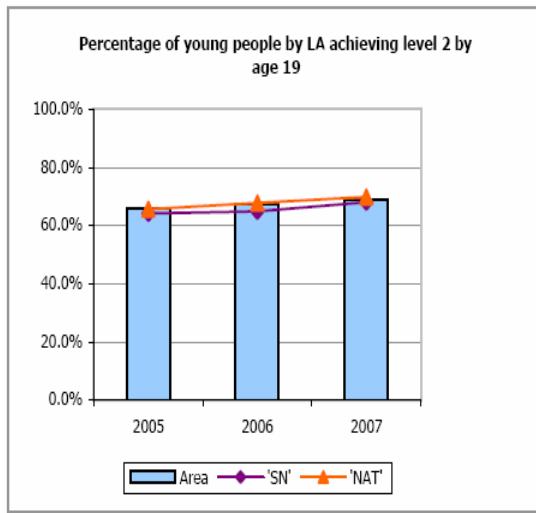


Wigan has a large proportion of young people aged 16-19 who are not in education, employment or training, although this is reducing, alongside an increase in participation rates. The introduction of the September Guarantee (ensuring all year 11 school leavers have the offer of a learning place) and improved information exchange between the local authority and learning providers, have assisted this improvement. Wigan is particularly successful at re-engaging young people who have been NEET, in learning and employment.

NVQ success rate for all work-based learners living within Wigan



- The proportion of work-based learners achieving their NVQs within Wigan is in line with the national average, but the timeliness of this is below average.
- The number of young people completing an **apprenticeship** within Wigan is above the national and statistical neighbour average.



The proportion of young people within Wigan achieving Level 2 by age 19 is in line with the national average, but the percentage achieving Level 3 (39.9%) is considerably below the national figure (45.4%).

Take up of **Higher Education** within Wigan varies across the borough, with a considerably larger number of UCAS applications made by pupils living in more affluent areas. In addition, acceptance rates are lower for pupils from deprived super output areas than other areas.

18 Year Old Applicants in 2006 Divided by Average Pupils Cohort 2002-04

