

# **Wigan Children and Young People's Strategic Partnership**

## **Children and Young People's Plan**

### **Review 2009**



# Contents

Introduction

## 1 Background

- 1.1 Wigan CYPP in context
- 1.2 Purpose of review
- 1.3 Evidence base
- 1.4 Using this document

## 2. Review of Outcomes 2008-09

### 2.1 CYPP Priorities

- 2.1.1 CYPP1 Reduce teenage pregnancy and improve access to sexual health services
- 2.1.2 CYPP2 Enhance children and young people's wellbeing, with a particular focus on obesity, alcohol abuse and emotional resilience
- 2.1.3 CYPP3 Safeguard children and young people through improved prevention, early intervention and community engagement
- 2.1.4 CYPP4 Improve outcomes for Children in Care
- 2.1.5 CYPP5 Narrow the attainment gap between our most disadvantaged communities and the population as a whole
- 2.1.6 CYPP6 Reduce children and young people's

- 2.1.7 involvement in anti-social behaviour and offending  
CYPP7 Improve the range and accessibility of positive activities for all children and young people
- 2.1.8 CYPP8 Increase participation and attainment in education, employment and training for 14-19 year olds
- 2.2 CYPP Key Changes
  - 2.2.1 Key Change 1: Children's Trust and Joint Commissioning Arrangements
  - 2.2.2 Key Change 2: Extended Services
  - 2.2.3 Key Change 3: Integrated Front-Line Delivery
  - 2.2.4 Key Change 4: Change for Children
  - 2.2.5 Key Change 5: Workforce Development
  - 2.2.6 Key Change 6: Equality, Diversity and Community Cohesion
  - 2.2.7 Key Change 7: Capital Strategy

### 3 Conclusion

## **1 Background**

### **1.1 Wigan CYPP in context**

Wigan Children and Young People's Plan sets out the major areas of work being undertaken across the partnership to improve outcomes for children and young people in Wigan. It links closely with the plans of the Council and its partner organisations. It is closely aligned with the Sustainable Communities Strategy, and the Local Area Agreement. The Local Area Agreement is the delivery mechanism for the Sustainable Communities Strategy, and the CYPP delivers the elements of the LAA relating to children and young people.

### **1.2 Purpose of review**

This review was carried out in order to assess the outcomes of the CYPP for 2008-09 and to consider any amendments that may be needed to the CYPP in the light of these outcomes or other significant developments.





### **1.3 Evidence base**

A wide range of evidence has been considered in the preparation of this document. Among the most significant of these were:







- Findings of the Annual Performance Assessment 2008
- Outcomes of the 2008 Priorities Meeting
- 2008-09 performance in CYPP performance indicators and targets
- Progress made against 2008-09 milestones for the 8 priority outcomes of the CYPP
- Progress made in 2008-09 in the implementation of the 7 key changes identified in the CYPP as central to the transformation of services to children, young people and families
- LSP needs assessment for the Sustainable Communities Strategy and Local Area Agreement
- Joint Strategic Needs Assessment
- LSP Annual Report 2009
- Audit Commission School Survey 2008
- Tellus3 survey 2008

For the key performance measures of the CYPP, the tables for each key outcome use several symbols to help interpret performance, as follows:

### Performance against our targets

-  Performance better than target range
-  Performance within target range
-  Performance worse than target range
-  No formal local target for this indicator currently


### Direction of change

-  Performance was better than the year before where 'smaller is better'
-  Performance was better than the year before where 'bigger is better'
-  Performance was worse than the year before where 'smaller is better'
-  Performance was worse than the year before where 'bigger is better'
-  Performance is the same as last year
-  Unable to compare with last year

## 2 Review of outcomes 2008-09

### 2.1 CYPP Priorities

#### 2.1.1 CYPP1 Reduce teenage pregnancy and improve access to sexual health services

Key Performance Measure	LA A		2008/09 Target	2008-09 Actual	Comment	Targets		
						2009-10	2010-11	2011-12
NI 112 Percentage change in number of conceptions amongst 15 to 17 year olds	X		-13%	+0.58%	Slight increase in conceptions in 2007 figures.	-16% (2008 data)	-33% (2009 data)	-50% (2010 data)

Rates of teenage pregnancy remain a major issue in Wigan. Despite some encouraging signs – including Wigan having a low rate of second teenage pregnancy, and general recognition of the quality of the work being done – there was in the 2007 figures (published 2009) a small increase in pregnancies recorded. (Some neighbouring authorities saw very significant increases.) This issue is increasingly recognised across the LSP as a multi-disciplinary one, with close links to the agendas around narrowing of attainment gaps, and developing aspiration and ambition. The majority of the young women who become pregnant aged under 18 live in the more deprived areas of the borough.

The 2008 Ofsted Annual Performance Assessment again identified this as an area of concern, and the Priorities Meeting with DCSF on 10 November confirmed that this area remains an improvement priority for Wigan. The CYPP was once again considered at 2 meetings during the year by the young people of Comunik8, a forum with representatives from all Wigan secondary schools. The group once again endorsed the relevance of this priority.

Following evaluation of the first year of the CYPP, the following workstreams have been identified for Year 2

- Utilise data to develop models of targeted intervention work for young people
- Ensure social marketing informs delivery
- Develop a broad range of universal and targeted sexual health services
- Ensure delivery of high quality and consistent sex and relationship education (SRE) messages delivered through a multi-agency approach

## 2.1.2 CYPP2 Enhance children and young people's wellbeing, with a particular focus on obesity, alcohol abuse and emotional resilience

Key Performance Measure	LA A		2008/09 Target	2008-09 Actual	Comment	Targets		
						2009-10	2010-11	2011-12
<b>NI 55 Obesity in Primary School Age Children in Reception Year</b>			<b>10.3%</b>	<b>9.9%</b>	Improvement. Performance in line with similar authorities.	<b>10.3%</b>	<b>10.3%</b>	<b>10.3%</b>
<b>NI 56 Obesity among primary school age children in Year 6</b>	X		<b>16.9%</b>	<b>18.01%</b>	Increase has been attributed to greater coverage of data collection, rather than actual increase in prevalence of obesity	<b>18.01%</b>	<b>18.01%</b>	<b>18.01%</b>
<b>NI 53 Prevalence of breastfeeding at 6-8 weeks from birth</b>			<b>30%</b>	<b>14.74%</b>	Off target. Range of initiatives being implemented to improve performance.	<b>19.30%</b>	<b>22.55%</b>	

### Progress against targets and milestones

Progress in addressing the increase in obesity was reasonable. There was a slight decrease in obesity at age 5, and a small increase in recorded obesity at age 11. However, it seems likely that the increase is a result of much more complete coverage of recording in 2008-09, rather than a real increase in the prevalence of obesity. Progress in increasing the prevalence of breastfeeding was very disappointing, and targets have been revised downwards

The Ofsted Annual Performance Assessment identified the following key points:

- Strong partnership working, strategic planning and intelligent use of local data across all outcomes.
- Some 90% of schools are participating in the Healthy School Standard and all have achieved accreditation.

- Progress towards comprehensive Child and Adolescent Mental Health Service is self assessed as good and waiting times are better than the national average.
- One looked after child in four does not have an annual health assessment

The Priorities Meeting with DCSF on 10 November confirmed that this area remains an improvement priority for Wigan. The CYPP was once again considered at 2 meetings during the year by the young people of Comunik8, a forum with representatives from all Wigan secondary schools. The group once again endorsed the relevance of this priority.

Wigan had above average numbers of young people responding to the Tellus survey in 2008. Tellus survey results in 2008 suggested that in terms of emotional resilience, Wigan young people fared better than their counterparts in other authorities. (Wigan's score for NI 50 Emotional Health of Children, which was based on the Tellus survey questions, was much better than national and regional averages).

However, in several health-related areas Wigan young people rated themselves as having poorer health than their peers:

- Exercise
- Eating 5 portions of fruit and vegetables a day
- Alcohol consumption

For NI 115 Substance misuse by young people, Wigan's score was worse than average – although Wigan Tellus responses for drug misuse and smoking were similar to average. Detailed local analysis of the Tellus survey data showed that primary age children were much more positive about their health than secondary age children. This may suggest that messages about healthy lifestyle are being positively received and acted upon – and that this age group is starting to reap the full benefit of Healthy Schools involvement.

Following evaluation of the first year of the CYPP, the following workstreams have been identified for Year 2:

- Support all settings to meet the Healthy Schools Plus standards.
- Implement Mental Health Strategy to support emotional resilience
- Target interventions and treatment for young people at high risk of obesity.
- Establish Alcohol service for Young people covering Prevention, Harm Reduction and Treatment
- Develop a local Child Health Strategy that drives commissioning.

### 2.1.3 CYPP3 Safeguard children and young people through improved prevention, early intervention and community engagement

#### CYPP3 Safeguard children and young people through improved prevention, early intervention and community engagement

Key Performance Measure	LA A		2008/09 Target	2008-09 Actual	Comment	Targets		
						2009-10	2010-11	2011-12
<b>NI 60 Core Assessments completed within 35 working days</b>	X	★↑✓	75.1%	83.0%	Considerable improvement on 2007-08, exceeding target	77.0%	83%	86% (prov.)
<b>NI 64 Child Protection Plans lasting 2 years or more</b>		★↑✗	3%	1.1%	Good performance maintained. 2008 benchmark average 5.3%	3%	3%	3% (prov.)
<b>2016SC Percentage of referrals that are repeat referrals within 12 months</b>		●↓✓	25%	25.2%	Clear improvement on 2007-08 performance of 28.9%. In line with target.	23.5%	22%	20.5% (prov.)

Work during 2008-09 focussed on improving safeguarding systems and processes. Assessment timescales were significantly improved. In addition, an in-depth audit of safeguarding practice was carried out to inform future development.

The Ofsted Annual Performance Assessment identified the following key points:

- Effective action to improve significantly the proportion of initial and core assessments and the timeliness of initial assessments. These are now similar to statistical neighbours. This was a key area for improvement in 2007 APA.
- Good support for those experiencing bullying and domestic abuse.
- Although training in the use of the common assessment framework is widely available, a low number were completed in 2007/08.

The Priorities Meeting with DCSF on 10 November confirmed that this area remains an improvement priority for Wigan. In addition, it was agreed that specific work would be carried out to identify and implement any changes needed in response to the December 2008 Ofsted report on Haringey Council.

The CYPP was once again considered at 2 meetings during the year by the young people of Comunik8, a forum with representatives from all Wigan secondary schools. The group once again endorsed the relevance of this priority.

Following evaluation of the first year of the CYPP, the following workstreams have been identified for Year 2:

- Joint Work with GM Police to develop a data base of young people in the community who are frequently missing from home.
- Re-configure social care services to minimise changes of social worker and deliver a greater range of services from an area base
- Develop a coherent parenting support service Tiers 1-4 locality based.
- WSCB Implementation Plan
- Social care implementation plan

## 2.1.4 CYPP4 Improve outcomes for Children in Care

### CYPP4 Improve outcomes for Children in Care

Key Performance Measure	LA A		2008/09 Target	2008-09 Actual	Comment	Targets		
						2009-10	2010-11	2011-12
NI 101 Children in Care achieving 5 or more GCSEs at A*-C	X		24%	5.6%	Improvement on 2007 performance, which was 0%, but some way from target.	27.3%	18.2%	
NI 62 Stability of Placements of looked after children: number of moves			9.0%	10.9%	Figure worse than target. Better than benchmark comparators, however.	9.0%	9.0%	9.0% (prov.)
NI 63 Children in Care Stability of Placements: length of placement	X		75%	65.8%	Performance in this indicator is below target. Investigation in progress. In line with benchmark comparators.	77%	80%	80% (prov.)

Work with children in care took place in the context of steadily increasing numbers of children coming into care. Although still in line with comparators, this increase is being closely monitored as it has an effect on stability of placements and therefore the quality of outcomes for young people. Although educational outcomes compare well with other local authorities in most indicators, performance in the key 5 A\*-C including English and maths remains very disappointing

The Ofsted Annual Performance Assessment identified the following key points:

- Numbers of children adopted from care and timeliness of placements is better than similar areas and nationally.

- High numbers of children and young people live in stable long-term placements.
- The fostering and adoption services were judged to be good this year.

The Priorities Meeting with DCSF on 10 November confirmed that this area remains an improvement priority for Wigan.

The CYPP was once again considered at 2 meetings during the year by the young people of Comunik8, a forum with representatives from all Wigan secondary schools. The group once again endorsed the relevance of this priority.

Following evaluation of the first year of the CYPP, the following workstreams have been identified for Year 2:

- Implement strategies to reduce the number of CiC missing more than 25 days absence from school.
- Develop a range of suitable accommodation options for care leavers
- Sustainable training and employment opportunities
- Promote health and well being
- Corporate Parenting Strategy developed
- Participation of Children and Young People
- Placement Stability

**2.1.5 CYP5 Narrow the attainment gap between our most disadvantaged communities and the population as a whole**

Key Performance Measure	LA A		2008/09 Target	2008-09 Actual	Comment	Targets		
						2009-10	2010-11	2011-12
<b>NI 92 Narrowing the gap between the lowest achieving 20% in the EYFSP and the rest</b>	X		<b>29.3%</b>	<b>31.6%</b>	Improvement from 2007, but not yet exceeding target	<b>28.7%</b>	<b>27.37</b>	
<b>NI 102a Achievement gap FSM KS2 (English and Maths)</b>	X		<b>20%</b>	<b>21.1%</b>	Continued improvement – was 28% in 2004 – but not yet meeting CYP target.	<b>18%</b>	<b>16%</b>	
<b>NI 102b Achievement gap FSM KS4</b>	X		<b>24%</b>	<b>32.6%</b>	Unexpected increase in 2008 gap. Urgent work in progress to identify causes/actions needed.	<b>25%</b>	<b>23%</b>	

Educational performance generally improved during 2008-09, and on most indicators compares well with other authorities. However, within this context narrowing of some attainment gaps remains a significant challenge.

The Ofsted Annual Performance Assessment identified the following key points:

- More children aged five achieve 78 points or more than nationally in the Foundation Stage profile. Targeted support for the lowest 20% has helped them to make up ground.
- The percentage of young people gaining 5 more grades A\* to C at GCSE is above the national figure for the first time. The gap has narrowed in relation to good passes including English and mathematics.

- The attainment gap is closing for looked after children and young people, and for those with learning difficulties and/or disabilities.
- No primary and very few secondary school children are excluded permanently
- Despite overall standards remaining average or above, results in English at Key Stages 1 and 3 fell for the second year running.

The Priorities Meeting with DCSF on 10 November confirmed that this area remains an improvement priority for Wigan.

The CYPP was once again considered at 2 meetings during the year by the young people of Comunik8, a forum with representatives from all Wigan secondary schools. The group once again endorsed the relevance of this priority.

However, in the Tellus survey, "I enjoy school" was shown as more negative for the Wigan sample. Again, there is a very considerable difference between primary and secondary children in Wigan. Enjoyment of school reduces with increasing year group. Older children tend to enjoy school less.

Following evaluation of the first year of the CYPP, the following workstreams have been identified for Year 2:

- Draw up, consult upon and ratify the Narrowing the Gap strategy
- Develop an action plan to take the strategy forward
- Establish working groups to implement specific actions
- Produce interim progress reports
- Implement strategies to reduce the level of persistent absence (PA) in secondary schools and primary schools
- Support schools in accelerating the progress of students through upgraded methods of tracking and intervening on student progress and improved assessment methodology with a special focus on students with FSM through the work of SIPS, SDAs and Consultants.
- Support schools to improve the outcomes of pupils with FSM through specific interventions with targeted schools in deprived areas plus continue to support all schools in tracking and intervening to accelerate the progress of all vulnerable groups with a special focus on pupils with FSM through the work of SIPS, consultants and advisers

- Continue to raise awareness of the EY outcomes duty and to keep appropriate groups updated ensuring providers are clear about their role in raising attainment
- Improve the quality of provision in all maintained nursery classes, nursery schools and reception classes – Phase 4
- Target the Firm Foundations project at Private and Voluntary Nursery settings
- Use the data on boys attainment from FSP to provide training and intervention in maintained nurseries.
- Collect baseline data for on entry to reception and cross reference with pupil level data to identify children at risk of not achieving expectations
- Disseminate EYFS information for parents via Health Visitors/ Local Programmes /CC project providers, update and review regularly.
- Raise awareness about the increasing proportion of children with EAL in the lowest 20% amongst appropriate managers, teams and providers - Phase 3
- Target children with the lowest FSP results for support in Y1 via Forward Together.
- Implement the DCFS SEAD training and guidance for EYFS providers and partners and to target intensive intervention at providers operating from areas with highest proportion of children in lowest 20%.
- Improve children's progress in CLLD in targeted and universal schools and settings

## 2.1.6 CYPP6 Reduce children and young people's involvement in anti-social behaviour and offending

Key Performance Measure	LA A		2008/09 Target	2008-09 Actual	Comment	Targets		
						2009-10	2010-11	2011-12
<b>NI 111 First time entrants to youth justice system</b>	X	★↓✓	1440	1290	Reduction of 8.1%. Figure is rate per 100k. Actual number of YP was 408.	1412	1380	
<b>NI 19 Rate of proven reoffending by young offenders</b>				0.86	New NI calculation – average re-offences by each young person in cohort within 9 months. Baseline from 2005 was 1.2. National average in 2008 was 0.85	0.81	0.77	0.71
<b>NI 45 Young offenders engagement in suitable education employment or training (EET)</b>		▲↓✘	75%	53.6%	Off target and below level of performance reported in similar authorities	85%	90%	90%

The effectiveness of the Youth Offending Team's work was once again endorsed in the capacity and capability assessment. However, some areas – particularly education, employment and training for young offenders – continue to be very challenging.

Ofsted analysis in the Annual Performance Assessment noted that multi-agency action to prevent offending is effective; the number of first time offenders has reduced well and continues to be better than in similar areas and nationally. However, re-offending rates have increased and are higher than comparable areas and nationally.

The Priorities Meeting with DCSF on 10 November confirmed that this area remains an improvement priority for Wigan.

The CYPP was once again considered at 2 meetings during the year by the young people of Comunik8, a forum with representatives from all Wigan secondary schools. The group once again endorsed the relevance of this priority.

Following evaluation of the first year of the CYPP, the following workstreams have been identified for Year 2:

- Deployment of Street Based Teams in identified Anti-social Behaviour Hotspot areas.
- Service Level Agreements and protocols developed in relation to the delivery of services in Hindley YO1.
- Develop protocols between CYPS, Housing, Police and Neighbourhood Services.
- Develop and deliver the seven elements of the Youth Crime Action Plan
- Review strategies/action plans jointly with other agencies to deliver the YJB capacity and capability assessment /plan and secure improvements in key outcome measures.

## 2.1.7 CYP7 Improve the range and accessibility of positive activities for all children and young people

Key Performance Measure	LA A	2008/09 Target	2008-09 Actual	Comment	Targets		
					2009-10	2010-11	2011-12
<b>NI 110 Young people's participation in positive activities</b>	X		<b>64.8%</b>	Data from 2008 Tellus survey. This is now the baseline for our LAA target. National average 69.1		<b>71.8%</b>	

Although the key measure for this priority is NI 110, which is linked to the views expressed by Year 10 pupils in the Tellus Survey, the actions being implemented through the Things to Do, Places to Go strategy target a much wider age range – at least to age 19, and in some respects up to 25. The strategy was established and implementation started in 2008-09.

In the Annual Performance Assessment, Ofsted noted the following key points:

- The views of children and young people have significantly shaped the children and young people plan and its priorities.
- Children and young people, including those with learning difficulties and/or disabilities, are supported well by the youth service to take part in service planning and development and this has resulted in improvements.




The Priorities Meeting with DCSF on 10 November confirmed that this area remains an improvement priority for Wigan. The CYP7 was once again considered at 2 meetings during the year by the young people of Comunik8, a forum with representatives from all Wigan secondary schools. The group once again endorsed the relevance of the plan's priorities.

In the Tellus survey, across the long list of external "interests" that young people might have been involved with, just one issue is shown as being less-well represented in the Wigan sample. This is libraries and museums. But we cannot determine whether this is especially the case in particular localities of the Borough, where, for example, such facilities might be difficult to access.

Following evaluation of the first year of the CYPP, the following workstreams have been identified for Year 2:

- Implement the participation structure in order to recognise children and young people's role in scrutiny and decision making
- Increase the range and provision of Positive Activities to young people on Friday and Saturday Evenings
- Develop a new Neighbourhood Youth Facility in an Area of identified need in partnership with young people.

## 2.1.8 CYPP8 Increase participation and attainment in education, employment and training for 14-19 year olds

Key Performance Measure	LA A		2008/09 Target	2008-09 Actual	Comment	Targets		
						2009-10	2010-11	2011-12
<b>NI 79 Achievement of a Level 2 qualification by the age of 19</b>			71%	70%	Slight improvement on 2007. Better than statistical neighbours and in line with national average	72%	73%	74% (prov.)
<b>NI 80 Achievement of a Level 3 qualification by the age of 19</b>			42%	40.1%	Performance same as 2007. In line with statistical neighbours but worse than national average.	43%	44%	45% (prov.)
<b>NI 117 NEET</b>	X		7.8%	8.5%	Year end performance represented a clear improvement from previous quarters. However, economic factors are making this target more difficult to achieve.	7.5%	6.8%	

For **Young people not in education, employment or training (NEET)**, there has been good progress in the later months of 2008-09. Although our target (relating to Nov 2008-Jan 2009) was not achieved, the current trajectory is good. Following a decline in performance in autumn 2008, coinciding with the steepening of the economic downturn, there was strong local intervention (assisted by ESF monies) to provide opportunities for young people. Since January performance has improved significantly. However, given economic conditions this indicator will continue to require close monitoring. Performance at **Level 2 at 19** has improved slightly, but **Level 3 at 19** was similar to 2007. Despite an improvement in the last year, twice as many young people with learning difficulties and/or disabilities than nationally are not in employment, education and training.

In the Annual Performance Assessment, Ofsted noted the following key points:

- Improved outcomes at 16 and 19 in academic and vocational work. The increase in 2007/8 in the percentage of young people achieving Level 3 was higher than nationally.
- Good progress in planning the collective delivery of 14 to 19 diplomas and in offering a wide choice of pathways.
- The percentage of young people in employment, education or training has risen, including young offenders, teenage parents and looked after young people. There is high uptake of the Education Maintenance Allowance.

The Priorities Meeting with DCSF on 10 November confirmed that this area remains an improvement priority for Wigan.

The CYPP was once again considered at 2 meetings during the year by the young people of Comunik8, a forum with representatives from all Wigan secondary schools. The group once again endorsed the relevance of the plan's priorities.

Following evaluation of the first year of the CYPP, the following workstreams have been identified for Year 2:

- Commissioning provision to meet the needs of this particular client group – through NEET ESF monies
- Review the proportion of Wigan residents accessing local provision
- Increase the number of LDD learners supported to access provision locally
- Improved interrogation of LDD data and early identification of learners coming through the system with LDD needs.
- Ensure the Wigan Transport Policy effectively underpins the delivery of the education plan
- Determine the numbers and learning needs of migrants who have become settled in the borough
- Utilisation of intelligence from economic development team and producing a strategy to address potential needs.
- Establish strong working links with National Apprenticeship Service (NAS)
- Ensure progression routes from EBP work experience into Apprenticeships
- Ensure progression routes from diplomas into Apprenticeships

- Develop progression pathways through a planned approach to the development of the Foundation Learning Tier
- Incorporate feedback from YP into the commissioning process to ensure provision is proving attractive to young people.
- Effectively embed functional skills throughout the 14-19 offer
- Implement the Common Applications Process – linked to GM wide approach
- Ensure September Guarantee is met for all 16/17 year olds
- Implement action plan to reduce the number of 18 year old NEETs
- Begin delivery of 5 diploma lines from September 2009
- Build transport policy into diploma implementation protocols.
- Ensure the policy is integrated within the education plan and informs the infrastructure element of the plan. Ensure linkages with BSF proposals
- Improved analysis of data to evaluate participation across all progression routes.
- Establish focus groups with Yr 10 and Yr11 students (including those with LDD) to determine aspirations at post 16
- Incorporate feedback from YP into the commissioning process to ensure provision is proving attractive to young people.
- Promote delivery models, such as programme led pathways, in response to the current lack of employers within some key sectors

## **2.2 CYPP Key Changes**

### **2.2.1 Key Change 1**

#### Key Change 1: Children's Trust and Joint Commissioning Arrangements

- Reviewed and revised the membership, structure and remit of Wigan Borough Partnership for Children, Young People and Families (CYPF).
- Begun pilot work in preparation for the development of local area partnerships within the overall umbrella of CYPF.
- Reviewed the outcomes of the pilot programmes within the Joint Commissioning Framework and developed proposals for the next stage of the joint commissioning programme.
- Developed proposals for the integration of commissioning arrangements and posts between the Local Authority and the PCT in relation to commissioning for better health outcomes for children and young people
- Implemented shadow arrangements for "Raising Expectations", to procure appropriate and high quality 14-19 opportunities for young people

Following evaluation of the first year of the CYPP, the following workstreams have been identified for Year 2:

- Further develop early intervention and prevention, particularly in relation to the Think Family approach
- Further develop Children's Trust infrastructure
- Develop enhanced communication and consultation strategy. Further engage local communities, children, young people and families in the design and delivery of services
- Develop implementation plan for borough-wide joint commissioning programme

#### **Key Change 2: Extended Services**

During 2008-09, the Wigan Borough Partnership for Children, Young People and Families (CYPF) has:

- Continued to develop the Extended Schools Clusters in Phase 3 Children's Centre developments.
- Made progress against targets set for the Extended Schools strategy.
- Strengthened areas of the core offer within the clusters where gaps have been identified.
- Developed an Extended Services Strategy.
- Reviewed resource allocations to ensure a more targeted approach with partners to the most deprived areas and the most vulnerable families
- Develop and begun implementation of the Childcare Sufficiency Strategy, in line with the findings of the Childcare Sufficiency Assessment

Following evaluation of the first year of the CYPP, the following workstreams have been identified for Year 2:

- Deliver the Early Years and Childcare Strategy Action Plan for 2009-10
- Full core offer available in all localities

### **Key Change 3: Integrated Front-Line Delivery**

During 2008-09, the Wigan Borough Partnership for Children, Young People and Families (CYPF) has:

- Established integrated front-line delivery as a key principle in our commissioning framework
- Developed proposals for a new service delivery infrastructure that ensures locality or community of need, integrated front line delivery
- Begun the development of a locality based partnership structure to help plan and deliver integrated front line services
- Begun the delivery of targeted youth support

Following evaluation of the first year of the CYPP, the following workstreams have been identified for Year 2:

- Ensure integrated front line delivery is a key principle in our commissioning framework
- All relevant service specifications to include integrated front line delivery
- Design and pilot locality partnership model in one area.

- CYPs restructure that facilitates the “Change team” around the child and the use of common processes.
- CYPs operational service delivery to reflect the five locality model.

#### **Key Change 4: Change for Children**

During 2008-09, the Wigan Borough Partnership for Children, Young People and Families (CYPF) has:

- Worked towards effective integration between Change for Children and Young People arrangements and other key strategic initiatives, including ContactPoint, Parenting Strategy, Preventative Strategy, Children’s Workforce Development Strategy and Targeted Youth Support.
- Worked to embed the Change System/ CAF arrangements into organisational procedures across the partnership.
- Continued to roll out the training programme for members of the Children’s Workforce on the Change System and ensure that the information sharing criterion is met ready for ContactPoint training implementation.

Following evaluation of the first year of the CYPP, the following workstreams have been identified for Year 2:

- The Change for Children system is adopted and implemented to ensure that members of children’s workforce identify unmet needs of children and complete a CAF with “SMART” objectives and clear responsibilities to address needs.
- Review all non statutory assessment frameworks and replace with CAF.

#### **Key Change 5: Workforce Development**

During 2008-09, the Wigan Borough Partnership for Children, Young People and Families (CYPF) has:

- Further developed structures and systems in the light of the national Children’s Workforce Action Plan.
- Continued to develop skills and knowledge through the WSCB multi-agency training programme, children’s pledge training programme, parental support training, early years and childcare training at Level 2/3, residential and foster care workforce training at Level 2/3, volunteer training at Levels 1-3
- Continued to implement the strategies for meeting national targets for graduate leaders with Early Years Professional Status, leaders within integrated settings with the National Professional Qualification in Integrated Centre Leadership and NVQ Level 4 for managers in residential children’s homes.

Following evaluation of the first year of the CYPP, the following workstreams have been identified for Year 2:

- Deliver the Schools Workforce Development Plan for 2009-10
- Deliver the Early Years Workforce Development Strategy for 2009-10
- Deliver action plan for transfer of staff and responsibilities from LSC to LA
- Review and update the children's workforce strategy in the light of government guidance (Laming, etc)
- Deliver a leadership and management programme in relation to Localities Working
- Bespoke training is being delivered in line with DCSF guidance and requirements.
- Review all CYPS operational job descriptions and ensure that they reflect the job role and responsibilities in terms of CAF, Change meetings, use of ContactPoint, CIS Directory, etc

### **Key Change 6: Equality, Diversity and Community Cohesion**

During 2008-09, the Wigan Borough Partnership for Children, Young People and Families (CYPF) has:

- Implemented participative programmes including Leigh Neighbours Film Project and Who Do We Think We Are
- Implemented wider use of Sentinel online incident recording system
- Collaborated with Stonewall programme to tackle homophobic bullying
- Provided the children's workforce with equality, diversity and cohesion resources
- Begun to implement robust diversity monitoring of employment and service outcomes

During the first year of the CYPP children's services played a significant part in the Council's work to secure Level 3 of the Equality Standard for Local Government. Equality and Diversity has been successfully integrated into planning systems, and Equality Impact Assessments are now being progressively applied across the work of children's services in Wigan.

Following evaluation of the first year of the CYPP, the following workstreams have been identified for Year 2:

- Develop and implement an equality outcomes monitoring framework for the CYPP
- Identify actions necessary for CYPS and plan implementation

## **Key Change 7: Capital Strategy**

During 2008-09 significant progress was made in putting in place the infrastructure of the Capital Strategy, and in the partnership work with Salford Local Authority to deliver Building Schools for the Future (BSF). Wigan Schools for the Future is now a major corporate project, with involvement of senior officers across the Council and across Wigan Borough Partnership. The statement of Readiness to Deliver has been submitted, and Wigan has been accepted into the next phase of the BSF programme. Work has also been progressing on a number of key delivery projects, including the building of the new Abraham Guest High School, which are the testbed for many of the transformation projects later to be rolled out borough wide

Following evaluation of the first year of the CYPP, the following workstreams have been identified for Year 2:

- Develop 14-19 capital strategy
- Deliver capital elements of the Early Years and Extended Services strategies
- Deliver the actions of the Youth Capital Strategy for 2009-10.
- Deliver the actions of BSF for 2009-10
- Deliver the actions of the Primary Capital Strategy for 2009-10

## **3 Conclusion**

A good start has been made to the implementation of the CYPP 2008-11. Nevertheless, important challenges remain. We are committed to maintaining the focus on sustaining school improvement across all key stages, to continuous improvement of children's social care provision, and to promoting the health and wellbeing of all children and young people. Our areas for improvement can be summarised as follows:

- Reduction in attainment gaps for young people in deprived areas of the Borough
- Reduction in attainment gaps for young people with SEN and LDD

- Reduction in levels of teenage conceptions, and improvement in teenage sexual health
- Increasing the participation in health assessments by LAC and improving their school attendance and educational attainment.
- Strengthening the quality and effectiveness of prevention and early intervention in all areas of service
- Full implementation of the 14-19 strategy to ensure the planned entitlement of 14-19 pathways is delivered on time, and with high quality, to all groups of young people, so that outcomes for young people improve and educational/training standards are raised
- Implementation of effective joint commissioning and other children's trust arrangements, building on solid partnership foundations, to improve the quality and accessibility of services to the most vulnerable